

GBP

Valid from 1/3/2025



Contents Page

INTRODUCTION	4
COLLABORATIVE	5
Rooms	8
Spaces	24
Harp	38
Platforms Seating	57
Platforms Accessories	60
Platforms Additions	62
Nest	68
Tier	72
Freedom	76
BOOTHES	77
ONE	80
Drift	85
Tryst Booths	89
Nomad	99
Clique	104
Kuppel	116
Cubbi	119
SOFT SEATING	123
Hygge	125
Muse	128
Dixi	130
Paulo	135
Mae	137
Regent	140
Kala	142
Chelsea	145
Rollie	147
Korus	150
Swoosh Chairs	154
Camden	156
Bask	158
Leo	160
Tryst Sofas	162
Swoosh Sofas	166
Bloomsbury	168

TABLES	169
Plenti	170
Centro Tables	176
Co. Table	179
Omni	183
Dixi Tables	184
Match	186
Leo Table	189
Paulo Tables	190
Chelsea Tables	191
Aviary	193
Forge	195
Fusion	197
WORK CAFE	198
Canova	200
Luna	202
Xpresso Original	205
Xpresso Fully Upholstered	208
Xpresso Upholstered Seat	209
Centro Stools & Benches	213
Swoosh Stools	215
Cubix	217
WORK CHAIRS	218
WorkWell Meeting Chair	220
WorkWell Task Chair	222
MATERIALS, POWER, T&Cs	223

Making space that works

We design and manufacture innovative commercial furniture that adapts to the ever-changing ways in which people effectively work and learn. Allowing you to create space that works harder, smarter and altogether better.

After all, we know that space is a critical asset. The way it's defined influences physical and emotional attitude, creates culture and affects the productivity of those within it. Exactly why we build this philosophy into all of our thinking and all of our products.

Our insight into the needs of modern commercial, educational and public-sector environments gives us an understanding of their evolving working practices. We've identified these as Collaborating, Focusing, Meeting and Socialising. These four cornerstones interpret how people work together, seek sanctuary, access technology and share ideas.

And by understanding how people work, we can create the space that works around them.


Take a look through our portfolio and you'll find a collection of dynamic furniture solutions that are agile, intuitive and support the working practices for all sorts of environments from complex office settings to large-scale education projects and everything inbetween.

We love what we do and we love a challenge, so if you need help creating a more effective and productive workspace – a space that works, get in touch.

See our website, connection.uk.com for inspiration, the latest information and downloadable resources.




Collaborative










Rooms



























Rooms








A range of freestanding space defining rooms, conceptualised to create a sense of place within open plan spaces.








Item no	Base model +	Price Group (PG)	Price
RMSBA	Base A 2.4m x 2.4m frame structure with cladding & lights.		7 789
RMSBB	Base B 2.4m x 3.0m frame structure with cladding & lights.		8 329
RMSBC	Base C 2.4m x 4.0m frame structure with cladding & lights.		8 646
RMSBD	Base D 3.0m x 3.0m frame structure with cladding & lights.		8 737
RMSBE	Base E 3.0m x 4.0m frame structure with cladding & lights.		9 174
RMSBG	Base G extension 2.4m x 2.4m adjoining frame structure with cladding & lights.		6 515
RMSBH	Base H extension 2.4m x 3.0m adjoining frame structure with cladding & lights.		7 055


Item no	Base model +	Price Group (PG)	Price
RMSBI	Base I extension 2.4m x 4.0m adjoining frame structure with cladding & lights.		7 487
RMSBJ	Base J extension 3.0m x 2.4m adjoining frame structure with cladding & lights.		6 946
RMSBK	Base K extension 3.0m x 3.0m adjoining frame structure with cladding & lights.		7 354
RMSBL	Base L extension 3.0m x 4.0m adjoining frame structure with cladding & lights.		7 793
RMSABAFF	Ceiling baffle A & G 2.4m x 2.4m ceiling baffles, available in mid grey straight felt or ten Valchromat colours, straight or angled.		2 600
RMSBBAFF	Ceiling baffle B & H 2.4m x 3m ceiling baffles, available in mid grey straight felt or ten Valchromat colours, straight or angled.		3 492
RMSCBAFF	Ceiling baffle C & I 2.4m x 4m ceiling baffles, available in mid grey straight felt or ten Valchromat colours, straight or angled.		5 000
RMSDBAFF	Ceiling baffle D & K 3m x 3m ceiling baffles, available in mid grey straight felt or ten Valchromat colours, straight or angled.		4 412

Item no	Base model +	Price Group (PG)	Price
RMSEBAFF	Ceiling baffle E & L 3m x 4m ceiling baffles, available in mid grey straight felt or ten Valchromat colours, straight or angled.		5 827
RMSJBAFF	Ceiling baffle J 3m x 2.4m ceiling baffles, available in mid grey straight felt or ten Valchromat colours, straight or angled.		3 492
RMS24ACOUW	2.4m acoustic upholstered wall Upholstered acoustic, dual sided wall, with plywood frame & internal acoustic foam. Available in Camira Sonus fabric.		4 999
RMS24GLASS	2.4m glass wall Fixed glass wall. Please contact customer services for additional installation costs & export procedures. Please note: The installation of Rooms with any glass elements can only be carried out by Connection or an approved sub contractor. There is an additional charge for this service. Please call customer services or ask your account manager for a quotation.		4 444
RMS24CURTN	2.4m curtain wall Curtain wall and rail. Available from Vescom Fogo, Chira and Ellis ranges.		1 208
RMS24TRELL	2.4m trellis wall Venetian trellis wall with angled fixed oak plywood slats & frame, Egger laminate and Fenix available at an upcharge. Please note that the price shown is for a wall with a single panel. For further panel options, please refer to the upcharges section.		2 271
RMS24WOODL	2.4m woodland wall Woodland trellis wall with oak veneer panel & frame, Egger laminate or Fenix available at an upcharge.		2 650

Item no	Base model +	Price Group (PG)	Price
RMS24WBMED	<p>2.4m whiteboard media wall</p> <p>Whiteboard media wall with two whiteboard panels and a centre panel. Central panel available in oak veneer as standard, Egger laminate or Fenix available at an upcharge.</p> <p><i>We recommend up to a 50 inch monitor, weighing no more than 50kg</i></p>		4052
RMS24UPHMED	<p>2.4m upholstered media wall</p> <p>Upholstered media wall with two upholstered panels and a centre panel. Upholstered wall available in Camira Sonus fabric. Central panel available in oak veneer as standard, Egger laminate or Fenix available at an upcharge.</p> <p><i>We recommend up to a 50 inch monitor, weighing no more than 50kg</i></p>		3797
RMS24WTBRD	<p>2.4m whiteboard wall</p> <p>Double sided dry wipe whiteboard wall.</p>		2678
RMS24SLIDE	<p>2.4m PET sliding wall</p> <p>Available in two designs; perforated as standard or Etched at an upcharge. Perforated available in six PET colours. Etched available in six designs, six PET colours and fabric from the Camira Sonus range.</p>		2883
RMS30ACOUW	<p>3.0m acoustic upholstered wall</p> <p>Upholstered acoustic dual sided wall, with plywood frame & internal acoustic foam. Available in Camira Sonus fabric.</p>		5596
RMS30GLASS	<p>3.0m glass wall</p> <p>Fixed glass wall. Please contact customer services for additional installation costs & export procedures.</p> <p>Please note: The installation of Rooms with any glass elements can only be carried out by Connection or an approved sub contractor. There is an additional charge for this service. Please call customer services or ask your account manager for a quotation.</p>		4918
RMS30CURTN	<p>3.0m curtain wall</p> <p>Curtain wall and rail. Available from Vescom Fogo, Chira and Ellis ranges.</p>		1506

Item no	Base model +	Price Group (PG)	Price
RMS30TRELL	<p>3.0m trellis wall</p> <p>Venetian trellis wall with angled fixed oak plywood slats & frame, Egger laminate and Fenix available at an upcharge.</p> <p><i>Please note that the price shown is for a wall with a single panel. For further panel options, please refer to the upcharges section.</i></p>		1 913
RMS30WOODL	<p>3.0m woodland wall</p> <p>Woodland trellis wall with oak veneer panel & frame, Egger laminate or Fenix available at an upcharge.</p>		2 914
RMS30WBMED	<p>3.0m whiteboard media wall</p> <p>Whiteboard media wall with 2 whiteboard panels and a centre panel. Central panel available in oak veneer as standard, Egger laminate or Fenix available at an upcharge.</p> <p><i>We recommend up to a 50 inch monitor, weighing no more than 50kg.</i></p>		4 143
RMS30UPHMED	<p>3.0m upholstered media wall</p> <p>Upholstered media wall with 2 upholstered panels and a centre panel. Upholstered wall available in Camira Sonus fabric. Central panel in oak veneer, Egger laminate and Fenix available and an upcharge.</p> <p><i>We recommend up to a 50 inch monitor, weighing no more than 50kg</i></p>		3 901
RMS30WTBRD	<p>3.0m whiteboard wall</p> <p>Double sided dry wipe whiteboard wall.</p>		2 822
RMS30SLIDE	<p>3.0m PET sliding wall</p> <p>Available in two designs; perforated as standard or Etched at an upcharge. Perforated available in six PET colours. Etched available in six designs, six PET colours and fabric from the Camira Sonus range.</p>		3 000
RMS40ACOUW	<p>4.0m acoustic upholstered wall</p> <p>Upholstered acoustic, dual sided wall, with plywood frame & internal acoustic foam. Available in Camira Sonus fabric.</p>		7 292

Item no	Base model +	Price Group (PG)	Price
RMS40GLASS	<p>4.0m glass wall</p> <p>Fixed glass wall. Please contact customer services for additional installation costs & export procedures.</p> <p>Please note: The installation of Rooms with any glass elements can only be carried out by Connection or an approved sub contractor. There is an additional charge for this service. Please call customer services or ask your account manager for a quotation.</p>		5 986
RMS40CURTN	<p>4.0m curtain wall</p> <p>Curtain wall and rail. Available from Vescom Fogo, Chira and Ellis ranges.</p>		1 870
RMS40TRELL	<p>4.0m trellis wall</p> <p>Venetian trellis wall with angled fixed oak plywood slats & frame, Egger laminate and Fenix available at an upcharge.</p> <p><i>Please note that the price shown is for a wall with a single panel. For further panel options, please refer to the upcharges section.</i></p>		2 039
RMS40WOODL	<p>4.0m woodland wall</p> <p>Woodland trellis wall with oak veneer panel & frame, Egger laminate or Fenix available at an upcharge.</p>		3 911
RMS40WBMED	<p>4.0m whiteboard media wall</p> <p>Whiteboard media wall with 2 whiteboard panels and a centre panel. Central panel available in oak veneer as standard, Egger laminate or Fenix available at an upcharge.</p> <p><i>We recommend up to a 50 inch monitor, weighing no more than 50kg</i></p>		5 300
RMS40UPHMED	<p>4.0m upholstered media wall</p> <p>Upholstered media wall with 2 upholstered panels and a centre panel. Upholstered wall available in Camira Sonus fabric. Central panel in oak veneer, Egger laminate and Fenix available and an upcharge.</p> <p><i>We recommend up to a 50 inch monitor, weighing no more than 50kg</i></p>		4 904
RMS40WTBRD	<p>4.0m whiteboard wall</p> <p>Double sided dry wipe whiteboard wall.</p>		3 684

Item no	Base model +	Price Group (PG)	Price
RMS40SLIDE	<p>4.0m PET sliding wall</p> <p>Available in two designs; perforated as standard or Etched at an upcharge. Perforated available in six PET colours. Etched available in six designs, six PET colours and fabric from the Camira Sonus range.</p> 		3928
Accessories/Options/Surcharges:			
	ACURM010 Ellis curtain (Only for: RMS24CURTN)		455
	ACURM010 Ellis curtain (Only for: RMS30CURTN)		606
	ACURM010 Ellis curtain (Only for: RMS40CURTN)		753
	AFINC060 Egger laminate (Only for: RMS24UPHMED)		304
	AFINC060 Egger laminate (Only for: RMS24WBMED)		324
	AFINC060 Egger laminate (Only for: RMS24WOODL)		806
	AFINC060 Egger laminate (Only for: RMS30UPHMED)		311
	AFINC060 Egger laminate (Only for: RMS30WBMED)		332
	AFINC060 Egger laminate (Only for: RMS30WOODL)		901
	AFINC060 Egger laminate (Only for: RMS40UPHMED)		392
	AFINC060 Egger laminate (Only for: RMS40WBMED)		427
	AFINC060 Egger laminate (Only for: RMS40WOODL)		972
	AFINC060 Egger laminate (Only for: RMSBA)		779
	AFINC060 Egger laminate (Only for: RMSBB)		835
	AFINC060 Egger laminate (Only for: RMSBC)		864
	AFINC060 Egger laminate (Only for: RMSBD)		875
	AFINC060 Egger laminate (Only for: RMSBE)		920
	AFINC060 Egger laminate (Only for: RMSBG)		653
	AFINC060 Egger laminate (Only for: RMSBH)		704
	AFINC060 Egger laminate (Only for: RMSBI)		751
	AFINC060 Egger laminate (Only for: RMSBJ)		693
	AFINC060 Egger laminate (Only for: RMSBK)		735
	AFINC060 Egger laminate (Only for: RMSBL)		781
	AFINC065 Fenix laminate (Only for: RMS24UPHMED)		532
	AFINC065 Fenix laminate (Only for: RMS24WBMED)		567
	AFINC065 Fenix laminate (Only for: RMS24WOODL)		3383
	AFINC065 Fenix laminate (Only for: RMS30UPHMED)		546
	AFINC065 Fenix laminate (Only for: RMS30WBMED)		580
	AFINC065 Fenix laminate (Only for: RMS30WOODL)		3915
	AFINC065 Fenix laminate (Only for: RMS40UPHMED)		687
	AFINC065 Fenix laminate (Only for: RMS40WBMED)		745
	AFINC065 Fenix laminate (Only for: RMS40WOODL)		4201

Accessories/Options/Surcharges:

	AFINC065 Fenix laminate (Only for: RMSBA)	1 249
	AFINC065 Fenix laminate (Only for: RMSBB)	1 332
	AFINC065 Fenix laminate (Only for: RMSBC)	1 384
	AFINC065 Fenix laminate (Only for: RMSBD)	1 401
	AFINC065 Fenix laminate (Only for: RMSBE)	1 469
	AFINC065 Fenix laminate (Only for: RMSBG)	1 044
	AFINC065 Fenix laminate (Only for: RMSBH)	1 128
	AFINC065 Fenix laminate (Only for: RMSBI)	1 199
	AFINC065 Fenix laminate (Only for: RMSBJ)	1 110
	AFINC065 Fenix laminate (Only for: RMSBK)	1 178
	AFINC065 Fenix laminate (Only for: RMSBL)	1 248
	AGLAS001 Glass wall with door (Only for: RMS24GLASS)	2 354
	AGLAS001 Glass wall with door (Only for: RMS30GLASS)	2 325
	AGLAS001 Glass wall with door (Only for: RMS40GLASS)	2 208
ASTYL201	ASTYL201 2 panels (Only for: RMS30TRELL)	1 245
ASTYL201	ASTYL201 2 panels (Only for: RMS40TRELL)	1 246
ASTYL202	ASTYL202 3 panels (Only for: RMS40TRELL)	2 491
ASTYL203	ASTYL203 Full wall (Only for: RMS24TRELL, RMS30TRELL, RMS40TRELL)	1 649
	ASTYL241 Etched wall (Only for: RMS24SLIDE)	719
	ASTYL241 Etched wall (Only for: RMS30SLIDE)	714
	ASTYL241 Etched wall (Only for: RMS40SLIDE)	940
	ATVMB001 Monitor bracket (Only for: RMS24UPHMED, RMS24WBMED, RMS30UPHMED, RMS30WBMED, RMS40UPHMED, RMS40WBMED)	111
	AELLA-1 Type A power - 3 fused power sockets	221
	AELLC-1 Type C power - 1 dual CAT6 unshielded data socket & 2 fused power sockets	418
	AELLD-1 Type D power- 1 dual USB charger & 2 fused power sockets	337
	AELLE-1 Type E power - 1 dual CAT6 unshielded data. 1 dual USB charger & 1 fused power socket	566
	AELLF-1 Type F power - 1 HDMI, 1 dual USB charger & 1 fused power socket	715

Please note: The installation of Rooms with any glass elements can only be carried out by Connection or an approved sub contractor. There is an additional charge for this service. Please call customer services or ask your account manager for a quotation.

Rooms

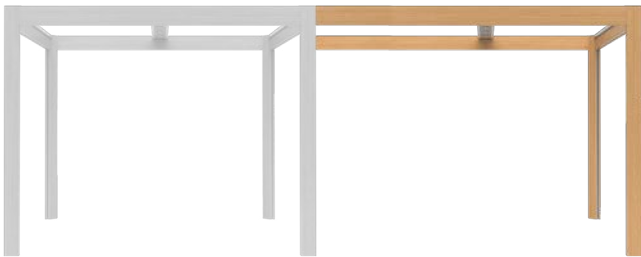
Configuration guide

- 1
- 2
- 3
- 4
- 5

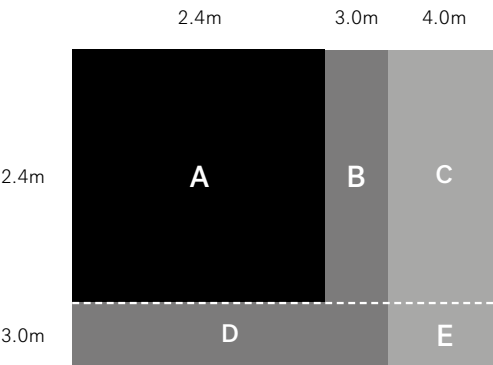
STEP 1: Build base frame
Select your Rooms frame size



Rooms base build



Adjoining Rooms base build



Rooms


Configuration guide




STEP 2: Add cladding finish

Select your outer cladding finish. **Please note:** Upcharge applicable to Egger and Fenix laminate finishes.

Wood Veneers



Egger 18mm MFC Finishes



Egger standard MFMDf & 25mm MFC finishes




Egger Standard Laminate finishes

For the full range of laminate finishes available please visit: www.egger.com

Please note: not all of Egger's laminate options are available, please speak to your account manager or our customer service team.

Fenix NTM Laminate Finishes



Rooms


Configuration guide



STEP 3: Add ceiling preferences

Select light beam & baffle rail colour.

Rail cladding

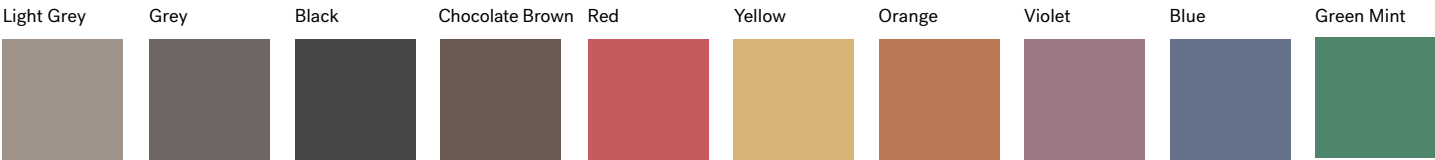


Acoustic baffles (if required)

Felt baffles



Valchromat baffles




STEP 4: Add Power

Select your power options and indicate positioning.

Please note: A maximum of 4 power modules can be incorporated into the structure.

Indicate power positioning



Alternative power positions available if required.

Rooms

Configuration guide

- 1
- 2
- 3
- 4
- 5

STEP 5: Add walls

Select your wall options.

Please note: Adjoining rooms only require a maximum of 3 wall panels.



Venetian trellis wall



Glass wall



Upholstered acoustic wall



Woodland wall



Curtain wall



Venetian trellis door wall



Glass door wall



Whiteboard wall



Whiteboard wall with media panel



Upholstered wall with media panel

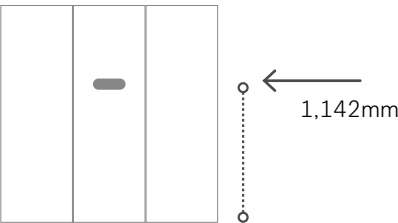


Perforated PET sliding wall

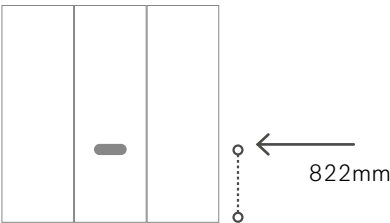


Etched PET sliding wall

Indicate wall power positioning



Poseur Height



Diner Height

Rooms

Configuration guide



STEP 5: Add walls
Select your wall options.

Perforated PET Panels
Select your design and panel colour

1. Panel design




2. Panel colours



Etched PET Panels
Select your design, base board colour and fabric colour


1. Panel Design



2. Base board colour



3. Fabric colour
(Camira Sonus range)





Spaces
































Spaces









A highly customisable modular system, designed to create unique interior spaces.









Configure your Spaces on our website.


Item no	Base model +	Price Group (PG)	Price
SPCSTS36E26	3.6m x 2.6m aluminium frame structure Available in 20 RAL colours.		2 799
SPCSTS36E38	3.6m x 3.8m aluminium frame structure Available in 20 RAL colours.		2 924
SPCSTS42E26	4.2m x 2.6m aluminium frame structure Available in 20 RAL colours.		2 863
SPCSTS42E38	4.2m x 3.8m aluminium frame structure Available in 20 RAL colours.		2 988
SPCLPS36E26	3.6m x 2.6m louvres PET ceiling Available in 28 PET colours.		1 924
SPCLPS36E38	3.6m x 3.8m louvres PET ceiling Available in 28 PET colours.		2 700
SPCLPS42E26	4.2m x 2.6m louvres PET ceiling Available in 28 PET colours.		1 924
SPCLPS42E38	4.2m x 3.8m louvres PET ceiling Available in 28 PET colours.		2 700

Item no	Base model +	Price Group (PG)	Price
SPCLWS36E26	3.6m x 2.6m louvres wood ceiling Available in 20 RAL colours.		3 386
SPCLWS36E38	3.6m x 3.8m louvres wood ceiling Available in 20 RAL colours.		4 500
SPCLWS42E26	4.2m x 2.6m louvres wood ceiling Available in 20 RAL colours.		3 489
SPCLWS42E38	4.2m x 3.8m louvres wood ceiling Available in 20 RAL colours.		4 556
SPCE26CURTN	2.6m curtain end screen Available in Vescom Chira, Ellis and Fogo.		1 558
SPCE26PET	2.6m decorative PET end screen Available in four designs. Available in 28 PET colours.		2 576
SPCE26SFAB	2.6m solid fabric end panel Available upholstered in Camira Sonus, Synergy and Blazer.		2 687
SPCE26PWOOD	2.6m painted wood end panel Available in 20 RAL colours.		2 926
SPCE26GFAB	2.6m grid fabric end panel Available upholstered in Camira Sonus, Synergy and Blazer and 20 RAL colours.		3 052
SPCE26GWOOD	2.6m grid wood end panel Available in 20 RAL colours.		3 069

Item no	Base model +	Price Group (PG)	Price
SPCE26VERT	2.6m vertical wood end screen Available in 20 RAL colours.		5 595
SPCE38CURTN	3.8m curtain end screen Available in Vescom Chira, Ellis and Fogo.		1 968
SPCE38PET	3.8m decorative PET end screen Available in four designs and 28 PET colours.		3 680
SPCE38SFAB	3.8m solid fabric end panel Available upholstered in Camira Sonus, Synergy and Blazer.		3 839
SPCE38GFAB	3.8m grid fabric end panel Available upholstered in Camira Sonus, Synergy and Blazer and 20 RAL colours		4 369
SPCE38GWOOD	3.8m grid wood end panel Available in 20 RAL colours.		4 521
SPCE38PWOOD	3.8m painted wood end panel Available in 20 RAL colours.		4 427
SPCE38VERT	3.8m vertical wood end screen Available in 20 RAL colours.		7 408
SPCANNEXE	Annexe end wall extension Available in 20 RAL colours. Fabric screen available in Camira Sonus, Synergy and Blazer.		5 527

Item no	Base model +	Price Group (PG)	Price
SPCS36CURTN	3.6m curtain side screen Available in Vescom Chira, Ellis and Fogo.		1 873
SPCS36PET	3.6m decorative PET side screen Available in four designs and 28 PET colours.		2 612
SPCS36SFAB	3.6m solid fabric side panel Available upholstered in Camira Sonus, Synergy and Blazer.		4 660
SPCS36PWOOD	3.6m painted wood side panel Available in 20 RAL colours.		5 008
SPCS36MESH	3.6m mesh side screen Available in 20 RAL colours.		5 579
SPCS36VERT	3.6m vertical wood side screen Available in 20 RAL colours.		6 776
SPCS36TEACH	3.6m teaching side wall Teaching wall with whiteboard panel. Available in 20 RAL colours and 28 PET colour options. Double sided. Teaching wall can not be duplicated back-to-back, only one side can be teaching wall. Select solid fabric or solid wood panel for back to wall.		7 435
SPCS36MEDIA	3.6m media side wall Media wall with monitor panel and HDMI port. Available in 20 RAL colours and 28 PET colour options. Double sided. Power available with additional upcharge. Media wall can not be duplicated back-to-back, only one side can be media wall. Select solid fabric or solid wood panel for back to wall. <i>We recommend up to a 50 inch monitor, weighing no more than 50kg</i>		8 517

Item no	Base model +	Price Group (PG)	Price
SPCS42CURTN	4.2m curtain side screen Available in Vescom Chira, Ellis and Fogo.		2 724
SPCS42PET	4.2m decorative PET side screen Available in four designs and 28 PET colours.		3 455
SPCS42PWOOD	4.2m painted wood side panel Available in 20 RAL colours.		5 566
SPCS42SFAB	4.2m solid fabric side panel Available upholstered in Camira Sonus, Synergy and Blazer.		5 627
SPCS42MESH	4.2m mesh side screen Available in 20 RAL colours.		6 816
SPCS42VERT	4.2m vertical wood side screen Available in 20 RAL colours.		7 566
SPCS42TEACH	4.2m teaching side wall Teaching wall with whiteboard panel. Available in 20 RAL colours and 28 PET colour options. Double sided. Teaching wall can not be duplicated back-to-back, only one side can be teaching wall. Select solid fabric or solid wood panel for back to wall.		8 777
SPCS42MEDIA	4.2m media side wall Media wall with monitor panel and HDMI port. Available in 20 RAL colours and 28 PET colour options. Double sided. Power available with additional upcharge. Media wall can not be duplicated back-to-back, only one side can be media wall. Select solid fabric or solid wood panel for back to wall. <i>We recommend up to a 50 inch monitor, weighing no more than 50kg</i>		9 690

Item no	Base model +	Price Group (PG)	Price
SPCLINKB	<div><div>Link bridge end wall extension</div><div>Available in 20 RAL colours.</div><div><i>If you have a link bridge, this needs to be applied to an open wall. It can be applied to both an end and side wall.</i></div></div> <div></div>		2 210

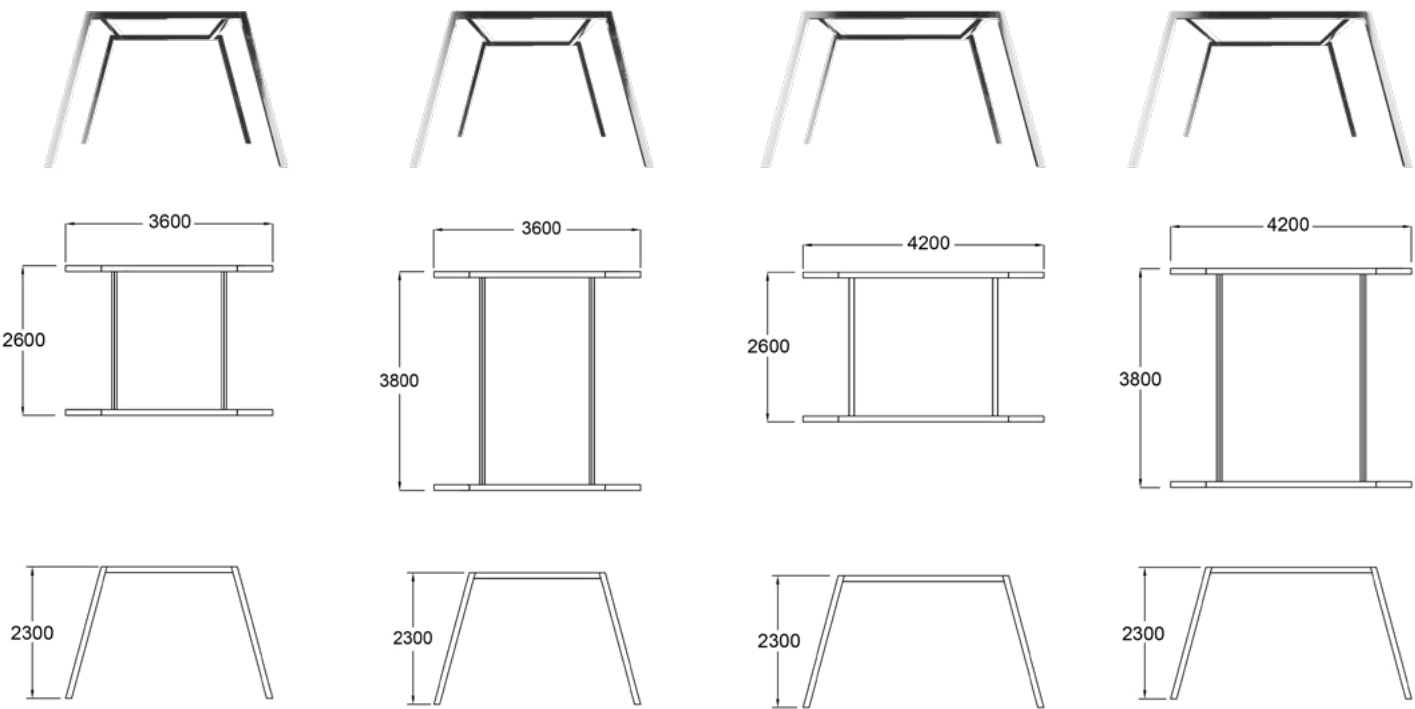
Spaces

Configuration guide

- 1
- 2
- 3
- 4
- 5
- 6
- 7
- 8

STEP 1: Build base frame

Select your Spaces frame size



Product Code: SPCSTS36E26
Description: Spaces Structure
3.6m x 2.6m

Product Code: SPCSTS36E38
Description: Spaces Structure
3.6m x 3.8m


Product Code: SPCSTS42E26
Description: Spaces Structure
4.2m x 2.6m

Product Code: SPCSTS42E38
Description: Spaces Structure
4.2m x 3.8m

- 1
- 2
- 3
- 4
- 5
- 6
- 7
- 8

STEP 2: Select RAL colour finish

Select your frame colour.



Spaces

Configuration guide

- 1
- 2
- 3
- 4
- 5
- 6
- 7
- 8

STEP 3: Select ceiling preferences

Select your Spaces ceiling option and finish

Product Code: SPCLP
Description: Louvres PET



Product Code: SPCLP
Description: Louvres Wood



Louvres PET colours

Railings	Palace Pink	Funfair	Downs	Cloud	Coast	Goldstone	Azure	Iris	Volks Red
Bungaroosh	Dovecote	Stock	Peace	Palladian	Dusk	Dawn	Snow	Barley	Stone
Tar	Smoke	Oyster	Charcoal	Foundry	Haze	Marble	Heather		

Louvres wood finishes

Silk Grey RAL 7044	Tele Grey 4 RAL 7047	Signal Grey RAL 7004	Anthracite Grey RAL 7016	Steel Blue RAL 5011	Sapphire Blue RAL 5003	Pastel Blue RAL 5024	Moss Green RAL 6005	Fir Green RAL 6009	Pastel Green RAL 6019
Pale Green RAL 6021	Wine Red RAL 3005	Chocolate Brown RAL 8017	Grey Brown RAL 8019	Jet Black RAL 9005	Graphite Black RAL 9011	Oyster White RAL 1013	Light Ivory RAL 1015	Grey Beige RAL 1019	Beige Grey RAL 7006

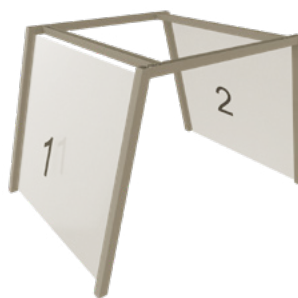
Spaces

Configuration guide

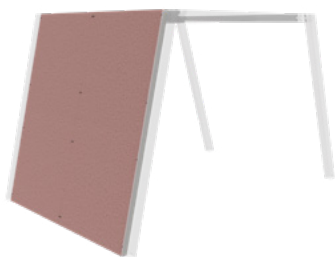


STEP 4: Select end walls


Select your end wall options. **Please note:** Select both end wall 1 and end wall 2.



Panels



Solid fabric panel




Grid panel



Painted wood panel

Screens



Decorative PET screen

Web Panel



Arrows Panel



Sun Panel



Pebble Panel




Vertical wood screen



Curtain screen



STEP 5: Select end wall extensions



Annexe

For the full range of fabrics available please visit:
www.camirafabrics.com

For the full range of curtains available please visit:
www.vescom.com

See previous page for the full range of PET and
RAL colours available.

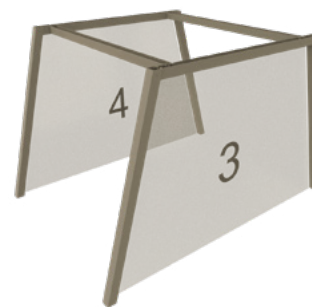
Spaces

Configuration guide




STEP 6: Select side walls

Select your side wall option. **Please note:** You will need to pick for both side wall 3 and side wall 4.



Panels




Solid fabric panel




Painted wood panel

Premium walls



Media wall



Teaching wall

Screens




Decorative PET screen



Vertical wood screen



Curtain screen



Mesh screen

Web Panel



Arrows Panel



Sun Panel



Pebble Panel



For the full range of fabrics available please visit:
www.camirafabrics.com

For the full range of curtains available please visit:
www.vescom.com

See previous page for the full range of PET and
RAL colours available.

Spaces

Configuration guide

- 1

2

3

4

5

6

7

8

STEP 7: Select side wall extensions



Annexe

- 1

2

3

4

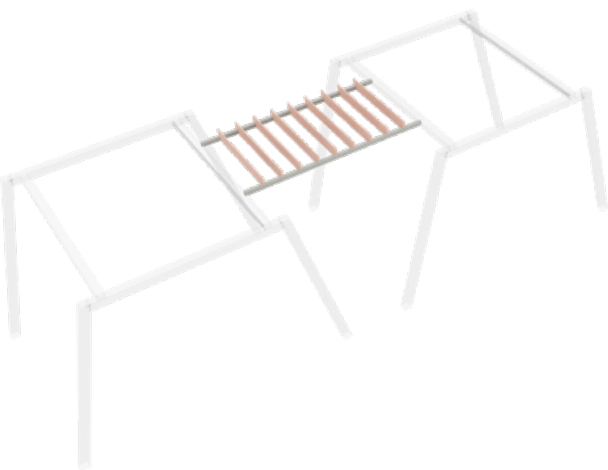
5

6

7

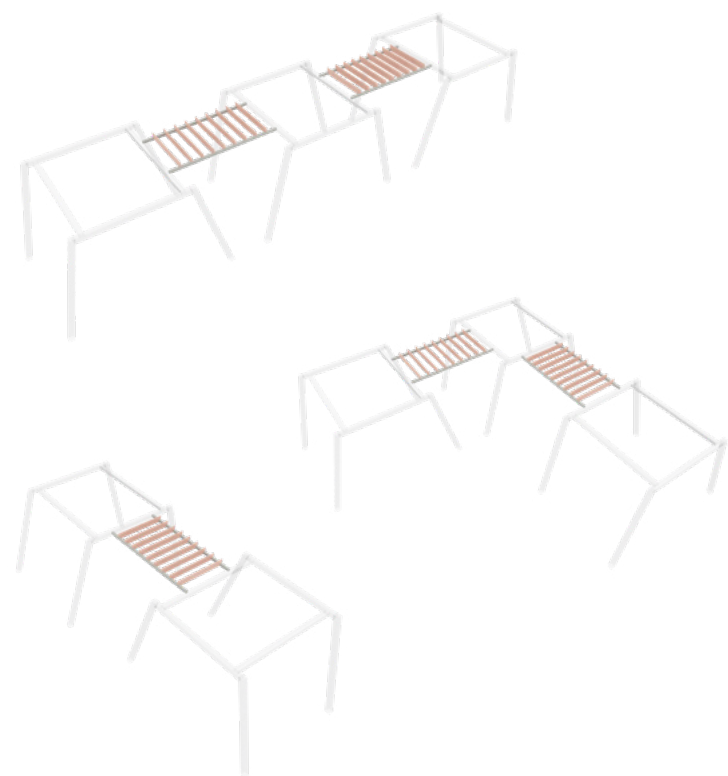
8

STEP 8: Add adjoining extensions




Link bridge

Example configurations



Please note: If you have a link bridge, this needs to be applied to an open wall. It can be applied to both an end and side wall.



Harp




Design by Connection Design Team













Harp






Available to configure as an individual workspace or a multi-zone format, Harp can be designed in an infinite number of ways to create a multitude of settings and space division solutions.

[Configure your Harp on our website.](#)

Item no	Base model +	Price Group (PG)	Price
HRPFRAMS-AHRPS001	<p>Single base frame, 750mm wide x 1,800mm high</p> <p>Five metal RAL colour frames available, black as standard. MOQ's and upcharges apply for additional RAL colours. MFC base available in 12 finishes. Bungee cords in six colour options.</p> <ul style="list-style-type: none"> Width: 750mm Height: 1,800mm <p>Please note: When specifying a standalone straight module, ensure a double base is specified for stability</p>		1 916
HRPFRAMS-AHRPS002	<p>Single base frame, 750mm wide x 2,400mm high</p> <p>Five metal RAL colour frames available, black as standard. MOQ's and upcharges apply for additional RAL colours. MFC base available in 12 finishes. Bungee cords in six colour options.</p> <ul style="list-style-type: none"> Width: 750mm Height: 2,400mm <p>Please note: When specifying a standalone straight module, ensure a double base is specified for stability</p>		2 179
HRPFRAMS-AHRPS003	<p>Single base frame, 1,000mm wide x 1,800mm high</p> <p>Five metal RAL colour frames available, black as standard. MOQ's and upcharges apply for additional RAL colours. MFC base available in 12 finishes. Bungee cords in six colour options.</p> <ul style="list-style-type: none"> Width: 1,000mm Depth: 350mm Height: 1,800mm <p>Please note: When specifying a standalone straight module, ensure a double base is specified for stability</p>		2 107
HRPFRAMS-AHRPS004	<p>Single base frame, 1,000mm wide x 2,400mm wide</p> <p>Five metal RAL colour frames available, black as standard. MOQ's and upcharges apply for additional RAL colours. MFC base available in 12 finishes. Bungee cords in six colour options.</p> <ul style="list-style-type: none"> Width: 1,000mm Depth: 350mm Height: 2,400mm <p>Please note: When specifying a standalone straight module, ensure a double base is specified for stability</p>		2 395

Item no	Base model +	Price Group (PG)	Price
HRPFRAMC-AHRPS040	<p>Single base inner corner frame, 1,800mm high</p> <p>Five metal RAL colour frames available, black as standard. MOQ's and upcharges apply for additional RAL colours. MFC base available in 12 finishes. Bungee cords in six colour options.</p> <ul style="list-style-type: none"> • Depth: 350mm • Height: 1,800mm 		2 206
HRPFRAMC-AHRPS045	<p>Single base inner corner frame, 2,400mm high</p> <p>Five metal RAL colour frames available, black as standard. MOQ's and upcharges apply for additional RAL colours. MFC base available in 12 finishes. Bungee cords in six colour options.</p> <ul style="list-style-type: none"> • Depth: 350mm • Height: 2,400mm 		2 510
HRPFRAMC-AHRPS030	<p>Single outer corner frame, 1,800mm high</p> <p>Five metal RAL colour frames available, black as standard. MOQ's and upcharges apply for additional RAL colours. MFC base available in 12 finishes. Bungee cords in six colour options.</p> <ul style="list-style-type: none"> • Depth: 650mm • Height: 1,800mm 		2 206
HRPFRAMC-AHRPS035	<p>Single outer corner frame, 2,400mm high</p> <p>Five metal RAL colour frames available, black as standard. MOQ's and upcharges apply for additional RAL colours. MFC base available in 12 finishes. Bungee cords in six colour options.</p> <ul style="list-style-type: none"> • Depth: 650mm • Height: 2,400mm 		2 510
HRPFRAME-AHRPS010	<p>Single base end frame, 1,800mm high</p> <p>Five metal RAL colour frames available, black as standard. MOQ's and upcharges apply for additional RAL colours. MFC base available in 12 finishes. Bungee cords in six colour options.</p> <ul style="list-style-type: none"> • Width: 350mm • Height: 1,800mm 		1 006
HRPFRAME-AHRPS015	<p>Single base end frame, 2,400mm high</p> <p>Five metal RAL colour frames available, black as standard. MOQ's and upcharges apply for additional RAL colours. MFC base available in 12 finishes. Bungee cords in six colour options.</p> <ul style="list-style-type: none"> • Width: 350mm • Height: 2,400mm 		1 138







Item no	Base model +	Price Group (PG)	Price
HRP3CROSS-AHRPS060	<p>T section single base frame, 1,800mm high</p> <p>Five metal RAL colour frames available, black as standard. MOQ's and upcharges apply for additional RAL colours. MFC base available in 12 finishes. Bungee cords in six colour options.</p> <ul style="list-style-type: none"> Width: 650mm Depth: 350mm Height: 1,800mm 		3 844
HRP3CROSS-AHRPS065	<p>T section single base frame, 2,400mm high</p> <p>Five metal RAL colour frames available, black as standard. MOQ's and upcharges apply for additional RAL colours. MFC base available in 12 finishes. Bungee cords in six colour options.</p> <ul style="list-style-type: none"> Width: 650mm Depth: 350mm Height: 2,400mm 		4 121
HRPACOUS-ASTYL240-AHRPS001	<p>Perforated PET single frame panel, 750mm wide x 1,800mm high</p> <p>Five metal RAL colour frames available, black as standard. MOQ's and upcharges apply for additional RAL colours. MFC base available in 12 finishes. Bungee cords in six colour options. Panel available in six PET finishes.</p> <ul style="list-style-type: none"> Width: 750mm Depth: 350mm Height: 1,800mm 		2 523
HRPACOUS-ASTYL240-AHRPS002	<p>Perforated PET single frame panel, 750mm wide x 2,400mm high</p> <p>Five metal RAL colour frames available, black as standard. MOQ's and upcharges apply for additional RAL colours. MFC base in available 12 finishes. Bungee cords in six colour options. Panel available in six PET finishes.</p> <ul style="list-style-type: none"> Width: 750mm Depth: 350mm Height: 2,400mm 		2 786
HRPACOUS-ASTYL240-AHRPS003	<p>Perforated PET single frame panel, 1,000mm wide x 1,800mm high</p> <p>Five metal RAL colour frames available, black as standard. MOQ's and upcharges apply for additional RAL colours. MFC base in available 12 finishes. Bungee cords in six colour options. Panel available in six PET finishes.</p> <ul style="list-style-type: none"> Width: 1,000mm Depth: 350mm Height: 1,800mm 		2 714








Item no	Base model +	Price Group (PG)	Price
HRPACOUS-ASTYL240-AHRPS004	<p>Perforated PET single frame panel, 1,000mm wide x 2,400mm high</p> <p>Five metal RAL colour frames available, black as standard. MOQ's and upcharges apply for additional RAL colours. MFC base in available 12 finishes. Bungee cords in six colour options. Panel available in six PET finishes.</p> <ul style="list-style-type: none"> Width: 1,000mm Depth: 350mm Height: 2,400mm 		3 005
HRPACOUS-ASTYL241-AHRPS001	<p>Etched PET single frame panel, 750mm wide x 1,800mm high</p> <p>Five metal RAL colour frames available, black as standard. MOQ's and upcharges apply for additional RAL colours. MFC base in available 12 finishes. Bungee cords in six colour options. Panel available in six PET finishes.</p> <ul style="list-style-type: none"> Width: 750mm Depth: 350mm Height: 1,800mm 		2 735
HRPACOUS-ASTYL241-AHRPS002	<p>Etched PET single frame panel, 750mm wide x 2,400mm high</p> <p>Five metal RAL colour frames available, black as standard. MOQ's and upcharges apply for additional RAL colours. MFC base in available 12 finishes. Bungee cords in six colour options. Panel available in six PET finishes.</p> <ul style="list-style-type: none"> Width: 750mm Depth: 350mm Height: 2,400mm 		2 998
HRPACOUS-ASTYL241-AHRPS003	<p>Etched PET single frame panel, 1,000mm wide x 1,800mm high</p> <p>Five metal RAL colour frames available, black as standard. MOQ's and upcharges apply for additional RAL colours. MFC base in available 12 finishes. Bungee cords in six colour options. Panel available in six PET finishes.</p> <ul style="list-style-type: none"> Width: 1,000mm Depth: 350mm Height: 1,800mm 		2 926
HRPACOUS-ASTYL241-AHRPS004	<p>Etched PET single frame panel, 1,000mm wide x 2,400mm high</p> <p>Five metal RAL colour frames available, black as standard. MOQ's and upcharges apply for additional RAL colours. MFC base in available 12 finishes. Bungee cords in six colour options. Panel available in six PET finishes.</p> <ul style="list-style-type: none"> Width: 1,000mm Depth: 350mm Height: 2,400mm 		3 217









Item no	Base model +	Price Group (PG)	Price
HRPFRAMD-AHRPS001	<p>Double base frame, 750mm wide x 1,800mm high</p> <p>Five metal RAL colour frames available, black as standard. MOQ's and upcharges apply for additional RAL colours. MFC base available in 12 finishes. Bungee cords in six colour options..</p> <ul style="list-style-type: none"> • Width: 750mm • Height: 1,800mm 		2 211
HRPFRAMD-AHRPS003	<p>Double base frame, 1,000mm wide x 1,800mm high</p> <p>Five metal RAL colour frames available, black as standard. MOQ's and upcharges apply for additional RAL colours. MFC base available in 12 finishes. Bungee cords in six colour options.</p> <ul style="list-style-type: none"> • Width: 1,000mm • Height: 1,800mm 		2 308
HRPFRAMD-AHRPS002	<p>Double base frame, 750mm wide x 2,400mm</p> <p>Five metal RAL colour frames available, black as standard. MOQ's and upcharges apply for additional RAL colours. MFC base available in 12 finishes. Bungee cords in six colour options.</p> <ul style="list-style-type: none"> • Width: 750mm • Height: 2,400mm 		2 515
HRPFRAMD-AHRPS004	<p>Double base frame, 1,000mm wide x 2,400mm high</p> <p>Five metal RAL colour frames available, black as standard. MOQ's and upcharges apply for additional RAL colours. MFC base available in 12 finishes. Bungee cords in six colour options.</p> <ul style="list-style-type: none"> • Width: 1,000mm • Height: 2,400mm 		2 623
HRPFRAMC-AHRPS050	<p>Double base corner frame, 1,800mm high</p> <p>Five metal RAL colour frames available, black as standard. MOQ's and upcharges apply for additional RAL colours. MFC base available in 12 finishes. Bungee cords in six colour options.</p> <ul style="list-style-type: none"> • Depth: 650mm • Height: 1,800mm 		2 314
HRPFRAMC-AHRPS055	<p>Double base corner frame, 2,400mm high</p> <p>Five metal RAL colour frames available, black as standard. MOQ's and upcharges apply for additional RAL colours. MFC base available in 12 finishes. Bungee cords in six colour options.</p> <ul style="list-style-type: none"> • Depth: 650mm • Height: 2,400mm 		2 631









Item no	Base model +	Price Group (PG)	Price
HRPFRAME-AHRPS020	<p>Double base end frame, 1,800mm high</p> <p>Five metal RAL colour frames available, black as standard. MOQ's and upcharges apply for additional RAL colours. MFC base available in 12 finishes. Bungee cords in six colour options.</p> <ul style="list-style-type: none"> • Width: 650mm • Height: 1,800mm 		1 236
HRPFRAME-AHRPS025	<p>Double base end frame, 2,400mm high</p> <p>Five metal RAL colour frames available, black as standard. MOQ's and upcharges apply for additional RAL colours. MFC base available in 12 finishes. Bungee cords in six colour options.</p> <ul style="list-style-type: none"> • Width: 650mm • Height: 2,400mm 		1 348
HRPFRAM4-AHRPS060	<p>Cross frame, 1,800mm high</p> <p>Five metal RAL colour frames available, black as standard. MOQ's and upcharges apply for additional RAL colours. MFC base available in 12 finishes. Bungee cords in six colour options.</p> <ul style="list-style-type: none"> • Width: 650mm • Depth: 650mm • Height: 1,800mm 		5 080
HRPFRAM4-AHRPS065	<p>Cross frame, 2,400mm high</p> <p>Five metal RAL colour frames available, black as standard. MOQ's and upcharges apply for additional RAL colours. MFC base available in 12 finishes. Bungee cords in six colour options.</p> <ul style="list-style-type: none"> • Width: 650mm • Depth: 650mm • Height: 2,400mm 		5 348
HRPACLOUD-ASTYL240-AHRPS001	<p>Perforated PET double frame panel, 750mm wide x 1,800mm high</p> <p>Five metal RAL colour frames available, black as standard. MOQ's and upcharges apply for additional RAL colours. MFC base in available 12 finishes. Bungee cords in six colour options. Panel available in six PET finishes.</p> <ul style="list-style-type: none"> • Width: 750mm • Depth: 650mm • Height: 1,800mm 		2 819
HRPACLOUD-ASTYL240-AHRPS002	<p>Perforated PET double frame panel, 750mm wide x 2,400mm high</p> <p>Five metal RAL colour frames available, black as standard. MOQ's and upcharges apply for additional RAL colours. MFC base in available 12 finishes. Bungee cords in six colour options. Panel available in six PET finishes.</p> <ul style="list-style-type: none"> • Width: 750mm • Depth: 650mm • Height: 2,400mm 		3 123

Item no	Base model +	Price Group (PG)	Price
HRPACLOUD-ASTYL240-AHRPS003	<p>Perforated PET double frame panel, 1,000mm wide x 1,800mm high</p> <p>Five metal RAL colour frames available, black as standard. MOQ's and upcharges apply for additional RAL colours. MFC base in available 12 finishes. Bungee cords in six colour options. Panel available in six PET finishes.</p> <ul style="list-style-type: none"> Width: 1,000mm Depth: 650mm Height: 1,800mm 		2 916
HRPACLOUD-ASTYL240-AHRPS004	<p>Perforated PET double frame panel, 1,000mm wide x 2,400mm high</p> <p>Five metal RAL colour frames available, black as standard. MOQ's and upcharges apply for additional RAL colours. MFC base in available 12 finishes. Bungee cords in six colour options. Panel available in six PET finishes.</p> <ul style="list-style-type: none"> Width: 1,000mm Depth: 650mm Height: 2,400mm 		3 224
HRPACLOUD-ASTYL241-AHRPS001	<p>Etched PET double frame panel, 750mm wide x 1,800mm high</p> <p>Five metal RAL colour frames available, black as standard. MOQ's and upcharges apply for additional RAL colours. MFC base in available 12 finishes. Bungee cords in six colour options. Panel available in six PET finishes.</p> <ul style="list-style-type: none"> Width: 750mm Depth: 650mm Height: 1,800mm 		3 025
HRPACLOUD-ASTYL241-AHRPS002	<p>Etched PET double frame panel, 750mm wide x 2,400mm high</p> <p>Five metal RAL colour frames available, black as standard. MOQ's and upcharges apply for additional RAL colours. MFC base in available 12 finishes. Bungee cords in six colour options. Panel available in six PET finishes.</p> <ul style="list-style-type: none"> Width: 750mm Depth: 650mm Height: 2,400mm 		3 329
HRPACLOUD-ASTYL241-AHRPS003	<p>Etched PET double frame panel, 1,000mm wide x 1,800mm high</p> <p>Five metal RAL colour frames available, black as standard. MOQ's and upcharges apply for additional RAL colours. MFC base in available 12 finishes. Bungee cords in six colour options. Panel available in six PET finishes.</p> <ul style="list-style-type: none"> Width: 1,000mm Depth: 650mm Height: 1,800mm 		3 122

Item no	Base model +	Price Group (PG)	Price
HRPACLOUD-ASTYL241-AHRPS004	<p>Etched PET double frame panel, 1,000mm wide x 2,400mm high</p> <p>Five metal RAL colour frames available, black as standard. MOQ's and upcharges apply for additional RAL colours. MFC base in available 12 finishes. Bungee cords in six colour options. Panel available in six PET finishes.</p> <ul style="list-style-type: none"> Width: 1,000mm Depth: 650mm Height: 2,400mm 		3 430
HRP16DESK	<p>Personal workspace table</p> <p>Integrated workspace, available in white, pearl grey, black or Lancaster oak MFC.</p> <ul style="list-style-type: none"> Width: 1,600mm Depth: 1,050mm 		810
HRPLIGHTDESK	<p>Personal workspace lighting</p> <p>Recessed LED lighting. Available in 12 MFC finishes.</p> <ul style="list-style-type: none"> Width: 1,600mm 		1 872
HRPMEDIATABLE-AHEIG000	<p>Diner height presentation table</p> <p>Diner height presentation table. Available in white, pearl grey, black or Lancaster oak MFC top with black metal leg and fixings to secure into frames.</p> <ul style="list-style-type: none"> Width: 1,200mm Height: 775mm 		1 829
HRPMEDIATABLE-AHEIG010	<p>Poseur height presentation table</p> <p>Poseur height presentation table. Available in white, pearl grey, black or Lancaster oak MFC top with black metal leg and fixings to secure into frames.</p> <ul style="list-style-type: none"> Weight: 1,200mm Height: 1,075mm 		1 958
HRPCOLLABTABLE-AHEIG000	<p>Diner height meeting table</p> <p>Meeting table available in white, pearl grey, black or Lancaster oak MFC top with black metal leg and fixings to secure into frames. Recessed LED lighting and pendant lighting available with additional upcharge.</p> <ul style="list-style-type: none"> Width: 2,400mm Depth: 1,200mm Height: 775mm 		Price on request

Item no	Base model +	Price Group (PG)	Price
HRPCOLLABTABLE- AHEIG010	<p>Poseur height meeting table</p> <p>Meeting table. Available in white, pearl grey, black or Lancaster oak MFC top with black metal leg and fixings to secure into frames. Recessed LED lighting and pendant lighting available with additional upcharge.</p> <ul style="list-style-type: none"> Width: 2,400mm Depth: 1,200mm Height: 1,075mm 		Price on request
HRPLIGHTMEET- ASTYL300	<p>Recessed LED strip lighting</p> <p>Recessed LED strip lighting bar for meeting table. Available in 12 MFC finishes.</p> <ul style="list-style-type: none"> Width: 2,400mm 		1 961
HRPLIGHTMEET- ASTYL305	<p>Pendant lighting</p> <p>LED pendant lighting bar for meeting table. Available in 12 MFC finishes.</p> <ul style="list-style-type: none"> Width: 2,400mm 		2 576
HRPSHELV- AHRPS005	<p>Shelf, 750mm wide</p> <p>Shelf including brackets. Available in 12 MFC finishes.</p> <ul style="list-style-type: none"> Width: 750mm 		315
HRPSHELV- AHRPS006	<p>Shelf, 1,000mm</p> <p>Shelf including brackets. Available in 12 MFC finishes.</p> <ul style="list-style-type: none"> Width: 1,000mm 		352
HRPOPSHEL- AHRPS005	<p>Shelving unit, 750mm wide</p> <p>Open shelving unit. Available in 12 MFC finishes.</p> <ul style="list-style-type: none"> Width: 750mm Height: 951mm Depth: 293mm 		1 293
HRPOPSHEL- AHRPS006	<p>Shelving unit, 1,000mm wide</p> <p>Open shelving unit. Available in 12 MFC finishes.</p> <ul style="list-style-type: none"> Width: 1,000mm Height: 951mm Depth: 293mm 		1 432

Item no	Base model +	Price Group (PG)	Price
HRPPLANT-AHRPS005	Planter, 750mm wide Planter unit including liner. Available in 12 MFC finishes. <ul style="list-style-type: none"> • Width: 750mm • Height: 951mm • Depth: 293mm 		759
HRPPLANT-AHRPS006	Planter, 1,000mm wide Planter unit including liner. Available in 12 MFC finishes. <ul style="list-style-type: none"> • Width: 1,000mm • Height: 951mm • Depth: 293mm 		836
HRPCUPBRD-AHRPS005	Two door cupboard 750mm wide. Available in 12 MFC finishes. <ul style="list-style-type: none"> • Width: 750mm • Height: 951mm • Depth: 293mm 		1 601
HRPCUPBRD-AHRPS006	Two door cupboard 1,000mm wide. Available in 12 MFC finishes. <ul style="list-style-type: none"> • Width: 1,000mm • Height: 951mm • Depth: 293mm 		1 666
HRPLOCKER-AHRPS080	Storage lockers, 1,000mm wide Two door locker. Available in 12 MFC finishes. <ul style="list-style-type: none"> • Width: 1,000mm • Height: 951mm • Depth: 293mm 		1 531
HRPLOCKER-AHRPS070	Storage lockers, 750mm wide Two door locker. Available in 12 MFC finishes. <ul style="list-style-type: none"> • Width: 750mm • Height: 951mm • Depth: 293mm 		1 433
HRPLOCKER-AHRPS075	Storage lockers, 750mm wide Four door locker. Available in 12 MFC finishes. <ul style="list-style-type: none"> • Width: 750mm • Height: 951mm • Depth: 293mm 		1 761
HRPLOCKER-AHRPS085	Storage lockers, 1,000mm wide Four door locker. Available in 12 MFC finishes. <ul style="list-style-type: none"> • Width: 1,000mm • Height: 951mm • Depth: 293mm 		1 874

Item no	Base model +	Price Group (PG)	Price
HRPMEDIA-AHRPS006	<p>Media unit, 1,000mm wide</p> <p>Available in 12 MFC finishes.</p> <p><i>We recommend up to a 28 inch monitor, weighing no more than 50kg</i></p> <ul style="list-style-type: none"> Width: 1,000mm 		630
HRPMEDIA-AHRPS007	<p>Media unit, 1,236mm wide</p> <p>Available in 12 MFC finishes.</p> <p><i>We recommend up to a 50 inch monitor, weighing no more than 60kg</i></p> <ul style="list-style-type: none"> Width: 1,236mm 		1 680
HRPWTBRD-AWTBS001	<p>Whiteboard, 750mm wide</p> <p>For use with 750mm frame.</p> <ul style="list-style-type: none"> Width: 750mm Height: 1,000mm 		332
HRPWTBRD-AWTBS005	<p>Whiteboard, 1,500mm wide</p> <p>For use with 750mm frame.</p> <ul style="list-style-type: none"> Width: 1,500mm Height: 1,000mm 		461
HRPWTBRD-AWTBS002	<p>Whiteboard, 750mm wide</p> <p>For use with 750mm frame.</p> <ul style="list-style-type: none"> Width: 750mm Height: 2,000mm 		505
HRPWTBRD-AWTBS003	<p>Whiteboard, 1,000mm wide</p> <p>For use with 1,000mm frame.</p> <ul style="list-style-type: none"> Width: 1,000mm Height: 1,000mm 		352
HRPWTBRD-AWTBS004	<p>Whiteboard, 1,000mm wide</p> <p>For use with 1,000mm frame.</p> <ul style="list-style-type: none"> Width: 1,000mm Height: 2,000mm 		524
HRPWTBRD-AWTBS006	<p>Whiteboard, 2,000mm wide</p> <p>For use with 1,000mm frame.</p> <ul style="list-style-type: none"> Width: 2,000mm Height: 1,000mm 		524

Harp

Configuration guide


- 1
- 2
- 3
- 4
- 5
- 6

STEP 1: Build base frame

Select your Harp frame size, style and colour

Please note: All frames are available in two height options **1,800mm** and **2,400mm**

Single Sided Frames



W: 750mm
D: 350mm

W: 1,000mm
D: 350mm

Double Sided Frames



W: 750mm
D: 650mm

W: 1,000mm
D: 650mm

End Panel Frames



Single End
W: 750mm

Double End
W: 1,000mm

Cross Frames



W: 650mm
D: 650mm

High T Section Frame



W: 650mm
D: 350mm

Corner Frames



Single Inner
D: 350mm

Single
D: 650mm

Double
D: 650mm

Perforated PET Frames



Single
W: 750mm
D: 350mm

Double
W: 1,000mm
D: 650mm

Etched PET Frames



Single
W: 750mm
D: 350mm


Double
W: 1,000mm
D: 650mm

Metal RAL Options



Harp

Configuration guide



STEP 2: Add bungee or PET panel

Select your bungee cord colour or PET panel design and colour


Bungee cord colours



Perforated PET Panels

Select your design and panel colour

1. Panel design




2. Panel colours



Etched PET panels

Select your design, base board colour and fabric colour


1. Panel design



2. Base board colour



3. Fabric colour (Camira Sonus range)















Harp

Configuration guide

- 1
- 2
- 3
- 4
- 5
- 6

STEP 3: Add timber finish


Egger 18mm MFC Finishes

White W1000	Pearl Grey U763	Carbon Grey U968	Black U999	Lancaster Oak H3368	Sand Birch H1732
					
Tobacco Gladstone Oak H3325	Marone Casella Oak H1369	Grey/Beige Gladstone Oak H3326	Grey Sacramento Oak H1143	Sevilla Ash H1223	Natural Halifax Oak H1180
					

- 1
- 2
- 3
- 4
- 5
- 6

STEP 4: Add table and lighting options

Personal Workspace



W: 1,600mm | D: 1,050mm

Recessed LED lighting



W: 1,600mm | D: 300mm

with the
option of:

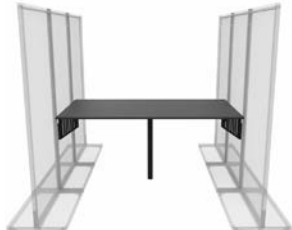
Presentation Table



Diner
W: 2,400mm | D: 1,600mm | H: 775mm

Poseur
W: 2,400mm | D: 1,600mm | H: 1,075mm

Meeting Table



Diner
W: 1,200mm | D: 2,400mm | H: 775mm

Poseur
W: 1,200mm | D: 2,400mm | H: 1,075mm

Recessed LED lighting



W: 2,400mm | D: 300mm

Pendant lighting



W: 2,400mm | D: 300mm


Harp

Configuration guide

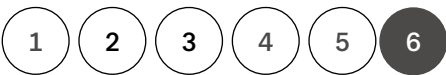



STEP 5: Add table & lighting finish

Table top finishes



Lighting Finishes



STEP 6: Add accessories


Shelves



Shelving Units



Planters



Cupboards



2 Door Lockers



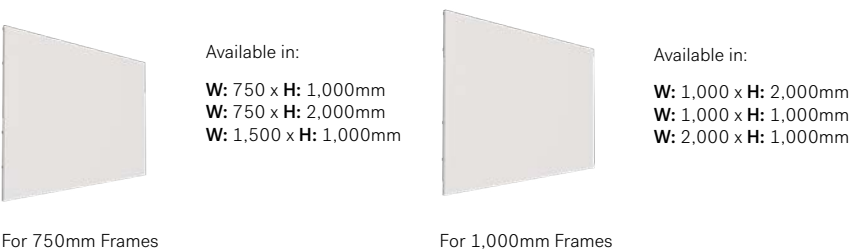
4 Door Lockers



Media Units



Whiteboards








Platforms





Platforms Seating

The Platforms range is a collection of simple, flexible seating modules and accessories that can be configured in multiple ways to create inspiring collaborative spaces for workplace, education, or hospitality settings.

Item no	Base model +	Price Group (PG)	①	②	③	④	⑤	⑥	⑦	Price
SPLPF1350	<div>1,350mm module</div> <div>1,350mm module with seat cushions and under-seat storage in natural poplar. Black stain and power available at an upcharge.</div> <div><ul style="list-style-type: none">Height: 834 mmWidth: 1,350 mmDepth: 1,155 mmSeat Height: 434/834mmSeat Depth: 368 mmWeight: 74 kg</div> <div></div>		4 438	4 467	4 509	4 534	4 581	4 784	4 866	
SPLPF1540	<div>1,540mm module</div> <div>1,540mm module with seat cushions and under-seat storage in natural poplar. Black stain and power available at an upcharge.</div> <div><ul style="list-style-type: none">Height: 834 mmWidth: 1,540 mmDepth: 1,155 mmSeat Height: 434/834mmSeat Depth: 368 mmWeight: 82 kg</div> <div></div>		4 480	4 517	4 564	4 589	4 644	4 876	4 968	
SPLPFCNR	<div>Corner module with seat cushions</div> <div>Corner module with seat cushions in natural poplar. Black stain and power available at an upcharge.</div> <div><ul style="list-style-type: none">Height: 834 mmWidth: 1,155 mmDepth: 1,155 mmSeat Height: 434/834mmSeat Depth: 368 mmWeight: 85 kg</div> <div></div>		5 223	5 246	5 279	5 298	5 338	5 497	5 566	
Accessories/Options/Surcharges:										
ACAGL055 Brake loaded casters (Only for: SPLPF1350, SPLPF1540)										239
ACAGL055 Brake loaded casters (Only for: SPLPFCNR)										277
AFINC010 Black stained poplar (Only for: SPLPF1350)										226
AFINC010 Black stained poplar (Only for: SPLPF1540)										227
AFINC010 Black stained poplar (Only for: SPLPFCNR)										264
AELLG-1 Type G power - 1 power socket										207
AELLH-1 Type H power - 1 power socket & dual USB charger										261
AFLOO010 Floor covering - Interface Cloud (Only for: SPLPF1350, SPLPFCNR)										216
AFLOO010 Floor covering - Interface Cloud (Only for: SPLPF1540)										285

Please note: The Platforms product is constructed of poplar ply and due to the nature of a natural material we are unable to offer warranties on the colour and uniformity of the wood grain. We make every effort to make sure that we minimise any variation within commercial tolerances from the batch the product is manufactured.

Wood

Natural
Poplar



Black
Stained Poplar



Flooring

Interface Cloud
7335006





Platforms Accessories

Item no	Base model +	Price Group (PG)	①	②	③	④	⑤	⑥	⑦	Price
SPLBB1350	<p>1,350mm backboard</p> <p>1,350mm wide upholstered backboard to attach to Platforms. Available in wood effect or grey laminate.</p> <ul style="list-style-type: none"> Height: 1,195 mm Width: 1,350 mm Depth: 50 mm Weight: 22 kg 		1 466	1 506	1 539	1 579	1 632	1 788	1 892	
SPLBB1540	<p>1,540mm backboard</p> <p>1,540mm wide upholstered backboard to attach to Platforms. Available in wood effect or grey laminate.</p> <ul style="list-style-type: none"> Height: 1,195 mm Width: 1,540 mm Depth: 50 mm Weight: 22 kg 		1 777	1 824	1 858	1 907	1 964	2 142	2 259	
SPLBBCNR	<p>Corner backboard</p> <p>Corner unit upholstered backboard to attach to Platforms. Available in wood effect or grey laminate.</p> <ul style="list-style-type: none"> Height: 1,195 mm Width: 1,155 mm Depth: 1,155 mm Weight: 18 kg 		2 456	2 492	2 521	2 557	2 601	2 738	2 828	
SPB07PLT	<p>770mm wide planter unit</p> <p>770mm wide planter unit in natural poplar,</p> <ul style="list-style-type: none"> Height: 1,018 mm Width: 770 mm Depth: 385 mm Weight: 31 kg 									2 825
SPB11PLT	<p>1,155mm wide planter unit</p> <p>1,155mm width planter in natural poplar.</p> <ul style="list-style-type: none"> Height: 1,018 mm Width: 1,155 mm Depth: 385 mm Weight: 44 kg 									3 213
SPX	<p>Mobile stool</p> <p>Cube shape 25mm plywood stool with seat cushion, with internal storage and casters in natural poplar.</p> <ul style="list-style-type: none"> Height: 485 mm Width: 400 mm Depth: 400 mm Weight: 10 kg 		433	451	466	482	506	574	620	

Accessories/Options/Surcharges:








AFINC010 Black stained poplar (Only for: SPB07PLT)	96
AFINC010 Black stained poplar (Only for: SPB11PLT)	109
AFINC030 Black stained poplar (Only for: SPX)	45
AFINC076 Black stained poplar (Only for: SPLBB1350)	323
AFINC076 Black stained poplar (Only for: SPLBB1540)	406
AFINC076 Black stained poplar (Only for: SPLBBCNR)	959








Please note: Backboards are only available on Platforms modules, not Platforms Additions.

WoodNatural
PoplarBlack
Stained Poplar

Platforms Additions

Item no	Base model +	Price Group (PG)	①	②	③	④	⑤	⑥	⑦	Price
SPB07TLU	Module one, upholstered Square mid module in natural poplar. Black stain available at an upcharge. <ul style="list-style-type: none">Height: 1068mmWidth: 770mmDepth: 385mmWeight: 32kg		1941	1993	2032	2084	2151	2347	2476	
SPB07TLX	Module one, non-upholstered Square mid module in natural poplar. Black stain available at an upcharge. <ul style="list-style-type: none">Height: 1068mmWidth: 770mmDepth: 385mmWeight: 32g									1572
SPB07HIU	Module two upholstered Standard width tall module in natural poplar. Black stain available at an upcharge. <ul style="list-style-type: none">Height: 845mmWidth: 770mmDepth: 385mmWeight: 26kg		1697	1748	1788	1840	1907	2103	2233	
SPB07HIX	Module two, non-upholstered Standard width tall module, in natural poplar. Black stain available at an upcharge. <ul style="list-style-type: none">Height: 845mmWidth: 770mmDepth: 385mmWeight: 26kg									1329
SPB07MIU	Module three, upholstered Standard width mid module in natural poplar. Black stain available at an upcharge. <ul style="list-style-type: none">Height: 675mmWidth: 770mmDepth: 385mmWeight: 22kg		1593	1646	1684	1738	1802	2000	2129	
SPB07MIX	Module three, non-upholstered Standard width mid module, in natural poplar. Black stain available at an upcharge. <ul style="list-style-type: none">Height: 675mmWidth: 770mmDepth: 385mmWeight: 22kg									1225

Item no	Base model +	Price Group (PG)	Price Group							Price
			①	②	③	④	⑤	⑥	⑦	
SPBSQMIU	Module four, upholstered Wide width tall module in natural poplar. Black stain available at an upcharge. <ul style="list-style-type: none"> Height: 675mm Width: 770mm Depth: 770mm Weight: 37kg 		2 159	2 210	2 250	2 303	2 368	2 564	2 696	
SPBSQMIX	Module four, non-upholstered Wide width tall module in natural poplar. Black stain available at an upcharge. <ul style="list-style-type: none"> Height: 675mm Width: 770mm Depth: 770mm Weight: 37kg 									1 717
SPB07LOU	Module five, upholstered Standard width high module in natural poplar. Black stain available as an upcharge. <ul style="list-style-type: none"> Height: 455mm Width: 770mm Depth: 385mm Weight: 18kg 		1 690	1 742	1 783	1 834	1 899	2 095	2 229	
SPB07LOX	Module five, non-upholstered Standard width high module in natural poplar. Black stain available at an upcharge. <ul style="list-style-type: none"> Height: 455mm Width: 770mm Depth: 385mm Weight: 18kg 									1 324
SPBSQLOU	Module six, upholstered Wide width high module in natural poplar. Black stain available at an upcharge. <ul style="list-style-type: none"> Height: 455mm Width: 770mm Depth: 385mm Weight: 18kg 		1 954	2 005	2 046	2 098	2 163	2 360	2 490	
SPBSQLOX	Module six, non-upholstered Wide width high module in natural poplar. Black stain available at an upcharge. <ul style="list-style-type: none"> Height: 455mm Width: 770mm Depth: 770mm Weight: 28kg 									1 511
SPB11LOU	Module seven, upholstered Square low module, in natural poplar. Black stain available at an upcharge. <ul style="list-style-type: none"> Height: 455mm Width: 1155mm Depth: 385mm Weight: 23kg 		1 855	1 908	1 946	2 000	2 065	2 261	2 393	

Item no	Base model +	Price Group (PG)	Price Group							Price
			①	②	③	④	⑤	⑥	⑦	
SPB11LOX	Module seven, non-upholstered Square low module in natural poplar. Black stain available at an upcharge. <ul style="list-style-type: none"> • Height: 455mm • Width: 1155mm • Depth: 385mm • Weight: 23kg 									1 451
SPB11MIU	Module eight, upholstered Wide width low module with casters and storage in natural poplar. Black stain available at an upcharge. <ul style="list-style-type: none"> • Height: 675mm • Width: 1,155mm • Depth: 385mm • Weight: 31kg 		1 740	1 792	1 832	1 883	1 949	2 146	2 277	
SPB11MIX	Module eight, non-upholstered Wide width low module with casters and storage in natural poplar. Black stain available at an upcharge. <ul style="list-style-type: none"> • Height: 675mm • Width: 1,155mm • Depth: 385mm • Weight: 21kg 									1 334
SPB11HIU	Module nine, upholstered Standard width low module with casters and storage in natural poplar. Black stain available at an upcharge. <ul style="list-style-type: none"> • Height: 845mm • Width: 1155mm • Depth: 385mm • Weight: 36kg 		2 027	2 080	2 118	2 170	2 235	2 432	2 563	
SPB11HIX	Module nine, non-upholstered Standard width low module with casters and storage in natural poplar. Black stain available at an upcharge. <ul style="list-style-type: none"> • Height: 845mm • Width: 1155mm • Depth: 385mm • Weight: 36kg 									1 622
SPB11TLU	Module ten, upholstered Wide width mid module in natural poplar. Black stain available at an upcharge. <ul style="list-style-type: none"> • Height: 1068mm • Width: 1,155mm • Depth: 385mm • Weight: 45kg 		2 176	2 230	2 270	2 320	2 385	2 581	2 715	
SPB11TLX	Module ten, non-upholstered Wide width mid module in natural poplar. Black stain available at an upcharge. <ul style="list-style-type: none"> • Height: 1068mm • Width: 1,155mm • Depth: 385mm • Weight: 45kg 									1 770

Accessories/Options/Surcharges:


AFINC010 Black stained poplar (Only for: SPB07HIU, SPB07HIX)	85
AFINC010 Black stained poplar (Only for: SPB07LOU, SPB07LOX)	86
AFINC010 Black stained poplar (Only for: SPB07MIU, SPB07MIX)	78
AFINC010 Black stained poplar (Only for: SPB07TLU, SPB07TLX)	97
AFINC010 Black stained poplar (Only for: SPB11HIU, SPB11HIX)	88
AFINC010 Black stained poplar (Only for: SPB11LOU, SPB11LOX)	93
AFINC010 Black stained poplar (Only for: SPB11MIU, SPB11MIX)	90
AFINC010 Black stained poplar (Only for: SPB11TLU, SPB11TLX, SPBSQMIU, SPBSQMIX)	108
AFINC010 Black stained poplar (Only for: SPBSQLOU, SPBSQLOX)	96

Please note: The platforms product is constructed of poplar ply and due to the nature of a natural material we are unable to offer warranties on the colour and uniformity of the wood grain. We make every effort to make sure that we minimise any variation within commercial tolerances from the batch the product is manufactured.

Wood**Natural
Poplar****Black
Stained Poplar**



Module 3 x 1
Module 5 x 2
Module 6 x 1
Module 7 x 1
Module 9 x 2



Module 1 x 2
Module 2 x 1
Module 3 x 1
Module 4 x 1
Module 5 x 2
Module 6 x 1
Module 7 x 2
Module 8 x 1
Module 9 x 1
Module 10 x 1



Module 3 x 2
Module 4 x 2
Module 6 x 2
Module 7 x 1
Module 10 x 3



Module 1 x 3
Module 5 x 2
Module 6 x 1
Module 7 x 1
Module 10 x 3



1	SPB07TL	6	SPBSQLO
2	SPB07HI	7	SPB11LO
3	SPB07MI	8	SPB11MI
4	SPBSQMI	9	SPB11HI
5	SPB07LO	10	SPB11TL

Nest









Nest

An intelligent and adaptable multi-purpose seating and division system.

[Configure your Nest on our website.](#)

Please note: Nest is designed to build, not stack. Maximum height limit of three Nest hexagons.

Item no	Base model +	Price Group (PG)	①	②	③	④	⑤	⑥	⑦	Price
NESTUPH	Upholstered hexagon Hexagon powder coated steel frame in fine textured black with upholstered panel and shelf available in 12 MFC finishes. <ul style="list-style-type: none"> • Height: 430mm • Width: 860mm • Depth: 750mm • Seat Height: 430mm • Weight: 19.5kg 		1 254	1 296	1 326	1 366	1 414	1 568	1 671	
NESTXUPH-AFINC095	MFC hexagon Hexagon powder coated steel frame in fine textured black with MFC panel and shelf available in 12 MFC finishes. <ul style="list-style-type: none"> • Height: 430mm • Width: 860mm • Depth: 750mm • Weight: 20.5kg 									1 203
NESTXUPH-AFINC140	Whiteboard hexagon Hexagon powder coated steel frame in fine textured black with whiteboard panel and shelf available in 12 MFC finishes. <ul style="list-style-type: none"> • Height: 430mm • Width: 860mm • Depth: 750mm • Weight: 20.5kg 									1 203
NESTXUPH-AFINC150	Cork hexagon Hexagon powder coated steel frame in fine textured black with cork panel and shelf available in 12 MFC finishes. <ul style="list-style-type: none"> • Height: 430mm • Width: 860mm • Depth: 750mm • Weight: 20kg 									1 403
NESTXUPH-AFINC160	Planter hexagon Hexagon powder coated steel frame in fine textured black with planter and shelf available in 12 MFC finishes. <ul style="list-style-type: none"> • Height: 430mm • Width: 860mm • Depth: 750mm • Weight: 19kg 									1 438




Top panel Egger 18mm MFC finishes

White W1000	Pearl Grey U763	Carbon Grey U968	Black U999	Lancaster Oak H3368	Sand Birch H1732
Tobacco Gladstone Oak H3325	Marone Casella Oak H1369	Grey/Beige Gladstone Oak H3326	Grey Sacramento Oak H1143	Sevilla Ash H1223	Natural Halifax Oak H1180

Whiteboard top panel



Cork top panel



Metal frame

Black






Tier





Tier

A collection of three tier auditorium seating modules with the power to enhance collaborative environments.

Item no	Base model +	Price Group (PG)	①	②	③	④	⑤	⑥	⑦	Price
STE3STR	<div>Three tier straight seating module</div> <div>Straight three tier poplar seating module with upholstery & floor covering, including back balustrade.</div> <div><ul style="list-style-type: none">Height: 2,034mmWidth: 1,200mmDepth: 1,770mmSeat Height: 435/785/1,135mm</div> <div></div>		7 239	7 324	7 390	7 475	7 583	7 906	8 124	
STE3ANG	<div>Three tier angled seating module</div> <div>Angled three tier poplar seating module with upholstery & floor covering, including back balustrade.</div> <div><ul style="list-style-type: none">Height: 2,034mmWidth: 600-1,200mmDepth: 1,770mmSeat Height: 435/785/1,135mm</div> <div></div>		7 348	7 435	7 499	7 585	7 692	8 017	8 233	
STE3CNR	<div>Three tier 90 degree corner seating</div> <div>90 Degree three tier poplar corner seating module with upholstery & floor covering, including back balustrade.</div> <div><ul style="list-style-type: none">Height: 2,034mmWidth: 1,770mmDepth: 1,770mmSeat Height: 435/785/1,135mm</div> <div></div>		10 868	10 977	11 061	11 172	11 311	11 728	12 005	
STE3STE	<div>Three tier stepped access module</div> <div>Stepped poplar access module with floor covering, including back balustrade.</div> <div><ul style="list-style-type: none">Height: 2,034mmWidth: 600mmDepth: 1,770mm</div> <div></div>		4 572	4 595	4 610	4 631	4 661	4 743	4 801	
STE3BAL	<div>Three tier end of run balustrade</div> <div>End of run balustrade in poplar.</div> <div><ul style="list-style-type: none">Height: 2,034mmDepth: 1,770mm</div> <div></div>									2 315

Wood

Natural Poplar



Flooring

Interface Cloud 7335006





12 seat

2 x STE3STR
1 x STE3STE
2 x STE3BAL



16 seat

2 x STE3STR
1 x STE3ANG
2 x STE3STE
2 x STE3BAL



20 seat

2 x STE3STR
2 x STE3ANG
1 x STE3STE
2 x STE3BAL



26 seat

2 x STE3STR
2 x STE3ANG
2 x STE3STE
2 x STE3BAL



Freedom





Freedom

A flexible media wall designed for meetings, conference sharing and presentations.

Item no	Base model +	Price Group (PG)	Price
BFRWTBRD	<p>Whiteboard wall</p> <p>Whiteboard wall with dual sided whiteboards. Fitted with four black casters; two with manual locking. Available in 12 MFC finish options.</p> <p><i>We recommend up to a 50 inch monitor, weighing no more than 60kg</i></p> <ul style="list-style-type: none">• Height: 1,920mm• Width: 1,200mm• Depth: 540mm• Weight: 40kg		2 982
BFRMEDIA	<p>Dual sided media and whiteboard wall</p> <p>Freestanding media wall with textured black finish, whiteboard panel to the rear, including monitor bracket and power modules. Fitted with four black casters; two with manual locking. Available in 12 MFC finish options.</p> <p><i>We recommend up to a 50 inch monitor, weighing no more than 60kg</i></p> <ul style="list-style-type: none">• Height: 1,920mm• Width: 1,200mm• Depth: 540mm• Weight: 35kg		4 583


12 Egger 18mm MFC Finishes

White W1000	Pearl Grey U763	Carbon Grey U968	Black U999	Lancaster Oak H3368	Sand Birch H1732
					
Tobacco Gladstone Oak H3325	Marone Casella Oak H1369	Grey/Beige Gladstone Oak H3326	Grey Sacramento Oak H1143	Sevilla Ash H1223	Natural Halifax Oak H1180
					

Metal



Matt Black


Booths



ONE











ONE

A unique product system designed to configure to any space through shared & duplicated components.

[Configure your ONE on our website.](#)

Item no	Base model +	Price Group (PG)	①	②	③	④	⑤	⑥	⑦	Price
ONECORE	<p>Core seating module</p> <p>Core seating module with 12 MFC cladding options and metal frame with three RAL finish options. Available with solid, multi-position, and tri-colour upholstery options.</p> <ul style="list-style-type: none"> • Height: 2,300mm • Width: 1,000mm • Depth: 700mm • Seat Height: 455mm • Weight: 105kg 		4 666	4 877	5 029	5 232	5 476	6 257	6 785	
ONECEILING	<p>Ceiling</p> <p>600mm plain ceiling with recessed LED lights. 1,000mm depth ceiling available at an upcharge with LED, hexagon & pendant lighting options available.</p> <ul style="list-style-type: none"> • Height: 52mm • Width: 1,000mm • Depth: 600mm • Weight: 18kg 		656	680	697	720	747	834	892	
ONEWALL	<p>Back wall</p> <p>Back wall in 12 MFC finishes with integrated LED lighting, including type A power. Additional power options available as an upcharge.</p> <p><i>We recommend up to a 60 inch monitor, weighing no more than 60kg</i></p> <ul style="list-style-type: none"> • Height: 2,400mm • Width: 1,000mm • Depth: 76mm • Weight: 120kg 									4 282
ONECHAISE	<p>Chaise longue</p> <p>Upholstered chaise longue seat available with solid, multi-position, and tri-colour upholstery options. Includes back wall in 12 MFC finishes. The back wall can be removed at an upcharge.</p> <ul style="list-style-type: none"> • Height: 1,000mm • Depth: 940mm • Seat Height: 455mm • Weight: 33kg 		1 034	1 103	1 155	1 222	1 303	1 564	1 740	
ONEEND	<p>End panel</p> <p>Privacy divider available in 12 MFC finishes. Please specify left, right, or centre locations.</p> <ul style="list-style-type: none"> • Height: 2,300mm • Width: 700mm • Depth: 18mm • Weight: 17kg 									425

Item no	Base model +	Price Group (PG)	Price Group							Price
			①	②	③	④	⑤	⑥	⑦	
ONETABLE	<p>Table</p> <p>Freestanding table with 12 MFC table top finishes and metal frame with three RAL finish options. Additional table sizes available as an upcharge.</p> <ul style="list-style-type: none"> • Height: 700mm • Width: 1,000mm • Depth: 900mm • Weight: 25kg 									810
Accessories/Options/Surcharges:										
	ACSET002 Multi position upholstery (Only for: ONECHAISE, ONECORE)									257
	ACSET003 Tricolour upholstery (Only for: ONECORE)									359
	ASTYL251 Without back wall (Only for: ONECHAISE)									77
	ASTYL261 600mm ceiling panel recessed LED lights (Only for: ONECEILING)									974
	ASTYL270 1,000mm ceiling panel (no back wall) (Only for: ONECEILING)									200
	ASTYL271 1,000mm ceiling panel LED lights (no back wall) (Only for: ONECEILING)									1 835
	ASTYL272 1,000mm ceiling panel hexagonal lights (no back wall) (Only for: ONECEILING)									1 815
	ASTYL273 1,000mm ceiling panel pendant lights (no back wall) (Only for: ONECEILING)									2 199
	ASTYL274 1,000mm ceiling panel LED lights (with back wall) (Only for: ONECEILING)									1 851
	ASTYL275 1,000mm ceiling panel hexagonal lights (with back wall) (Only for: ONECEILING)									1 830
	ASTYL276 1,000mm ceiling panel pendant lights (with back wall) (Only for: ONECEILING)									2 214
	ASTYL281 Type C power - 1 dual CAT6 unshielded data socket & 2 fused power sockets (Only for: ONEWALL)									202
	ASTYL282 Type D power - 1 dual USB charger & 2 fused power sockets (Only for: ONEWALL)									236
	ASTYL283 Type E power - 1 dual CAT6 unshielded data, 1 dual USB charger & 1 fused power socket (Only for: ONEWALL)									364
	ASTYL284 Type F power - 1 HDMI, 1 dual USB charger & 1 fused power socket & monitor bracket (Only for: ONEWALL)									766
	ATABS070 1,350mm x 1,000mm table upcharge (Only for: ONETABLE)									77
	ATABS080 1,800mm x 1,000mm table upcharge (Only for: ONETABLE)									692



Egger 18mm MFC finishes

White W1000	Pearl Grey U763	Carbon Grey U968	Black U999	Lancaster Oak H3368	Sand Birch H1732
Tobacco Gladstone Oak H3325	Marone Casella Oak H1369	Grey/Beige Gladstone Oak H3326	Grey Sacramento Oak H1143	Sevilla Ash H1223	Natural Halifax Oak H1180

Metal frame colours

Black RAL 9005	Pine Green RAL 6028	Wine Red RAL 3005

Drift




Design by Hilary Birkbeck



Drift

A unique seating system designed using a high back fully recyclable PET surround for acoustic and visual privacy, manufactured from 50% recycled bottles.

Item no	Base model +	Price Group (PG)	③	④	⑤	⑥	⑦	Price
SDF1STR	<p>One seater high back chair</p> <p>High back one seater with PET felt surround, black metal trim and solid oak legs. PET surround available in six colour options.</p> <ul style="list-style-type: none"> • Height: 1,400mm • Width: 840mm • Depth: 820mm • Seat Height: 450mm • Weight: 45kg 		3 748	3 790	3 843	4 001	4 107	
SDFCONS	<p>One seater console with work surface</p> <p>High back single seat console with integrated ambidextrous work surface, PET felt surround with black metal trim and solid oak legs. worksurface available in white, black or oak veneer. PET surround available in six colour options.</p> <ul style="list-style-type: none"> • Height: 1,400mm • Width: 1,200mm • Depth: 820mm • Seat Height: 450mm • Weight: 52kg 		4 491	4 533	4 586	4 744	4 850	
SDF2STR	<p>Two seater high back sofa</p> <p>High back two seater with PET felt surround, black metal trim and solid oak legs. PET surround available in six colour options.</p> <ul style="list-style-type: none"> • Height: 1,400mm • Width: 1,520mm • Depth: 820mm • Seat Height: 450mm • Weight: 68kg 		5 424	5 508	5 613	5 930	6 141	
SDF3STR	<p>Three seater high back sofa</p> <p>High back three seater with PET felt surround, black metal trim and solid oak legs. PET surround available in six colour options.</p> <ul style="list-style-type: none"> • Height: 1,400mm • Width: 2,250mm • Depth: 800mm • Seat Height: 450mm • Weight: 85kg 		7 574	7 700	7 859	8 334	8 650	
SDF2TBL	<p>Two seater sofa with integrated centre table</p> <p>High back two seater sofa with integrated table, PET felt surround, black metal trim and solid oak legs. Power included. Table top available in white, black or oak veneer. PET surround available in six colour options.</p> <ul style="list-style-type: none"> • Height: 1,400mm • Width: 2,250mm • Depth: 800mm • Seat Height: 450mm • Weight: 97kg 		7 684	7 810	7 969	8 443	8 760	

Item no	Base model +	Price Group (PG)	③	④	⑤	⑥	⑦	Price
SDF2BTH	<p>Two seater booth with work surface</p> <p>High back two seater booth with integrated work surface, PET felt surround, black metal trim and solid oak legs. Power included. Table top available in white, black or oak veneer. PET surround available in six colour options.</p> <p><i>We recommend up to a 32 inch monitor, weighing no more than 50kg</i></p> <ul style="list-style-type: none"> Height: 1,400mm Width: 2,195mm Depth: 840mm Seat Height: 450mm Weight: 107kg 		9 769	9 853	9 958	10 275	10 486	







SDF4BTH	<p>Four seater booth with work surface</p> <p>High back four seater booth with integrated work surface, PET felt surround, black metal trim and solid oak legs. Power included. Table top available in white, black or oak veneer. PET surround available in six colour options.</p> <p><i>We recommend up to a 32 inch monitor, weighing no more than 50kg</i></p> <ul style="list-style-type: none"> Height: 1,400mm Width: 2,195mm Depth: 1,520mm Seat Height: 450mm Weight: 170kg 		13 421	13 590	13 801	14 435	14 857	
---------	--	---	--------	--------	--------	--------	--------	--

Accessories/Options/Surcharges:							
AELTY025 Type G power - UK power socket							207
AELTY026 Type H power - UK power socket & dual USB charger							254

Table top Finishes

Natural Oak Veneer	White Laminate W1000	Black Laminate U999
		

PET Colours

Dusk	Peace	Marble	Smoke	Bungaroosh	Palace Pink
					





Tryst booths



















Tryst Booths





A range of high and low back booths, with solutions for collaboration, focus and social areas.




Item no	Base model +	Price Group (PG)	③	④	⑤	⑥	Price
STK07	<p>High back two seat booth</p> <p>High back two seat booth with sprung seat and integrated work surface. Available with black metal or polished aluminium legs as standard. Power & monitor bracket available with additional upcharge.</p> <p><i>We recommend up to a 40 inch monitor, weighing no more than 50kg</i></p> <ul style="list-style-type: none"> Height: 1,335mm Width: 2,430mm Depth: 995mm Seat Height: 480mm Weight: 90kg 		10 371	10 817	11 166	13 025	
STK08	<p>High back four seat booth</p> <p>High back four seat booth with sprung seats and integrated work surface. Available with black metal or polished aluminium legs as standard. Power & monitor bracket available with additional upcharge.</p> <p><i>We recommend up to a 40 inch monitor, weighing no more than 50kg</i></p> <ul style="list-style-type: none"> Height: 1,335mm Width: 2,430mm Depth: 1,640mm Seat Height: 480mm Weight: 115kg 		12 576	13 315	13 966	16 913	
STK09	<p>High back six seat booth</p> <p>High back six seat booth with sprung seats and integrated work surface. Available with black metal or polished aluminium legs as standard. Power & monitor bracket available with additional upcharge.</p> <p><i>We recommend up to a 40 inch monitor, weighing no more than 50kg</i></p> <ul style="list-style-type: none"> Height: 1,335mm Width: 2,430mm Depth: 2,290mm Seat Height: 480mm Weight: 145kg 		14 476	15 187	16 104	19 830	
STK10	<p>Low back two seat console unit</p> <p>Low back two seat console unit with sprung seats and integrated work surface. Available with black metal or polished aluminium legs as standard.</p> <ul style="list-style-type: none"> Height: 763mm Width: 2,286mm Depth: 810mm Seat Height: 480mm Weight: 125kg 		6 240	6 492	6 703	7 874	




Item no	Base model +	Price Group (PG)	③	④	⑤	⑥	Price
STK11	<p>High back two seat console unit</p> <p>High back two seat console unit with sprung seats and integrated work surface. Available with black metal or polished aluminium legs as standard.</p> <ul style="list-style-type: none"> • Height: 1,335mm • Width: 2,286mm • Depth: 810mm • Seat Height: 480mm • Weight: 134kg 		6 985	7 309	7 633	9 257	
STK12	<p>High back single seat console</p> <p>High back single console unit with sprung seats and integrated work surface. Available with black metal or polished aluminium legs as standard.</p> <ul style="list-style-type: none"> • Height: 1,335mm • Width: 1,250mm • Depth: 810mm • Seat Height: 480mm • Weight: 85kg 		5 602	5 999	6 295	7 650	
STK13	<p>Low back single seat console</p> <p>Low back single console unit with sprung seats and integrated work surface. Available with black metal or polished aluminium legs as standard</p> <ul style="list-style-type: none"> • Height: 763mm • Width: 1,250mm • Depth: 810mm • Seat Height: 480mm • Weight: 78kg 		5 179	5 660	5 913	6 970	
STK14	<p>Armchair with canopy</p> <p>High back single seat canopy with sprung seats and LED light. Available with black metal or polished aluminium legs as standard.</p> <ul style="list-style-type: none"> • Height: 1,720mm • Width: 980mm • Depth: 810mm • Seat Height: 480mm • Weight: 90kg 		5 656	5 806	5 972	6 119	
STK15	<p>High back two seater with canopy</p> <p>High back two seat canopy sprung seats and LED light. Available with black metal or polished aluminium legs as standard. Power & monitor bracket available with additional upcharge.</p> <p><i>We recommend up to a 40 inch monitor, weighing no more than 50kg</i></p> <ul style="list-style-type: none"> • Height: 1,720mm • Width: 1,620mm • Depth: 810mm • Seat Height: 480mm • Weight: 105kg 		8 889	9 129	9 374	9 621	

Item no	Base model +	Price Group (PG)	③	④	⑤	⑥	Price
STK16	<p>High back single seat console canopy</p> <p>High back single console unit with canopy, sprung seats and integrated work surface. Available with black metal or polished aluminium legs as standard.</p> <ul style="list-style-type: none"> • Height: 1,720mm • Width: 1,250mm • Depth: 810mm • Seat Height: 480mm • Weight: 105kg 		7 244	7 724	8 100	9 539	
STK20	<p>Low back 2 seat booth</p> <p>Low back two seat booth with sprung seats integrated work surface. Available with black metal or polished aluminium legs as standard.</p> <ul style="list-style-type: none"> • Height: 763mm • Width: 2,430mm • Depth: 995mm • Seat Height: 480mm • Weight: 144kg 		6 222	6 494	6 751	7 871	
STK21	<p>Low back four seat booth</p> <p>Low back four seat booth with sprung seats integrated work surface. Available with black metal or polished aluminium legs as standard.</p> <ul style="list-style-type: none"> • Height: 763mm • Width: 2,430mm • Depth: 1,640mm • Seat Height: 480mm • Weight: 176kg 		8 486	8 851	9 733	10 782	
STK22	<p>Low back six seat booth</p> <p>Low back six seat booth with sprung seats integrated work surface. Available with black metal or polished aluminium legs as standard.</p> <ul style="list-style-type: none"> • Height: 763mm • Width: 2,430mm • Depth: 2,290mm • Seat Height: 480mm • Weight: 236kg 		9 623	10 062	10 468	12 492	
STK51	<p>Four seat booth with canopy</p> <p>High back four seat canopy booth with sprung seat and integrated work surface. Available with black metal or polished aluminium legs as standard. Power & monitor bracket available with additional upcharge.</p> <p><i>We recommend up to a 40 inch monitor, weighing no more than 50kg</i></p> <ul style="list-style-type: none"> • Height: 1,720mm • Width: 2,430mm • Depth: 1,640mm • Seat Height: 480mm • Weight: 90kg 		20 374	20 933	21 481	22 256	

Item no	Base model +	Price Group (PG)	③	④	⑤	⑥	Price
STK52	<p>Two seat booth with canopy</p> <p>High back two seat canopy booth with sprung seat and integrated work surface. Available with black metal or polished aluminium legs as standard. Power & monitor bracket available with additional upcharge.</p> <p><i>We recommend up to a 40 inch monitor, weighing no more than 50kg</i></p> <ul style="list-style-type: none"> • Height: 1,720mm • Width: 2,430mm • Depth: 995mm • Seat Height: 480mm • Weight: 90kg 		13 910	14 284	14 667	15 250	
STK61	<p>High back open ended two seat booth</p> <p>Open ended high back two seat booth with sprung seat and integrated work surface. Available with black metal or polished aluminium legs as standard. Power & monitor bracket available with additional upcharge.</p> <p><i>We recommend up to a 40 inch monitor, weighing no more than 50kg</i></p> <ul style="list-style-type: none"> • Height: 1,335mm • Width: 2,430mm • Depth: 995mm • Seat Height: 480mm • Weight: 148kg 		9 603	9 889	10 224	11 313	
STK62	<p>High back open ended four seat booth</p> <p>Open ended high back four seat booth with sprung seat and integrated work surface. Available with black metal or polished aluminium legs as standard. Power & monitor bracket available with additional upcharge.</p> <p><i>We recommend up to a 40 inch monitor, weighing no more than 50kg</i></p> <ul style="list-style-type: none"> • Height: 1,335mm • Width: 2,430mm • Depth: 1,640mm • Seat Height: 480mm • Weight: 180kg 		11 470	11 918	12 436	14 131	
STK63	<p>High back open ended six seat booth</p> <p>Open ended high back six seat booth with sprung seat and integrated work surface. Available with black metal or polished aluminium legs as standard. Power & monitor bracket available with additional upcharge.</p> <p><i>We recommend up to a 40 inch monitor, weighing no more than 50kg</i></p> <ul style="list-style-type: none"> • Height: 1,335mm • Width: 2,430mm • Depth: 2,290mm • Seat Height: 480mm • Weight: 244kg 		12 825	13 351	13 959	15 953	

Item no	Base model +	Price Group (PG)	③	④	⑤	⑥	Price
STK64	<p>Low back open ended two seat booth</p> <p>Open ended low back two seat booth with sprung seat and integrated work surface. Available with black metal or polished aluminium legs as standard.</p> <ul style="list-style-type: none"> Height: 763mm Width: 2,430mm Depth: 995mm Seat Height: 480mm Weight: 139kg 		8 076	8 303	8 566	9 429	
STK65	<p>Low back open ended four seat booth</p> <p>Open ended low back two seat booth with sprung seat and integrated work surface. Available with black metal or polished aluminium legs as standard.</p> <ul style="list-style-type: none"> Height: 763mm Width: 2,430mm Depth: 1,640mm Seat Height: 480mm Weight: 171kg 		10 214	10 564	11 508	12 298	
STK66	<p>Low back open ended six seat booth</p> <p>Open ended low back six seat booth with sprung seat and integrated work surface. Available with black metal or polished aluminium legs as standard.</p> <ul style="list-style-type: none"> Height: 763mm Width: 2,430mm Depth: 2,295mm Seat Height: 480mm Weight: 231kg 		11 477	11 933	12 458	14 184	
STK70	<p>High back wheelchair accessible four seat booth right hand</p> <p>Wheelchair accessible high back four seater booth with sprung seat and integrated work surface. Right-hand facing. Available with black metal or polished aluminium legs as standard. Power & monitor bracket available with additional upcharge.</p> <p><i>We recommend up to a 40 inch monitor, weighing no more than 50kg</i></p> <ul style="list-style-type: none"> Height: 1,335mm Width: 2,430mm Depth: 1,640mm Seat Height: 480mm Weight: 145kg 		11 678	12 417	13 016	15 911	

Item no	Base model +	Price Group (PG)	③	④	⑤	⑥	Price
STK71	<p>High back wheelchair accessible four seat booth left hand</p> <p>Wheelchair accessible high back four seater booth with sprung seat and integrated work surface. Left-hand facing. Available with black metal or polished aluminium legs as standard. Power & monitor bracket available with additional upcharge.</p> <p><i>We recommend up to a 40 inch monitor, weighing no more than 50kg</i></p> <ul style="list-style-type: none"> • Height: 1,335mm • Width: 2,430mm • Depth: 1,640mm • Seat Height: 480mm • Weight: 145kg 		11 678	12 417	13 016	15 911	
STK72	<p>Low back wheelchair accessible four seat booth right hand</p> <p>Wheelchair accessible low back four seater booth with sprung seat and integrated work surface. Right-hand facing. Available with black metal or polished aluminium legs as standard.</p> <ul style="list-style-type: none"> • Height: 763mm • Width: 2,430mm • Depth: 1,640mm • Seat Height: 480mm • Weight: 169kg 		10 474	10 824	11 177	12 453	
STK73	<p>Low back wheelchair accessible four seat booth left hand</p> <p>Wheelchair accessible low back four seater booth with sprung seat and integrated work surface. Left-hand facing. Available with black metal or polished aluminium legs as standard.</p> <ul style="list-style-type: none"> • Height: 763mm • Width: 2,430mm • Depth: 1,640mm • Seat Height: 480mm • Weight: 169kg 		10 474	10 824	11 177	12 453	
STK74	<p>High back accessible open ended four seat booth right hand</p> <p>Accessible high back, open ended, four seater booth with sprung seat and integrated work surface. Right-hand facing. Available with black metal or polished aluminium legs as standard. Power & monitor bracket available with additional upcharge.</p> <p><i>We recommend up to a 40 inch monitor, weighing no more than 50kg</i></p> <ul style="list-style-type: none"> • Height: 1,335mm • Width: 2,430mm • Depth: 1,640mm • Seat Height: 480mm • Weight: 140kg 		10 731	11 127	11 641	13 340	

Item no	Base model +	Price Group (PG)	③	④	⑤	⑥	Price
STK75	<p>High back accessible open ended four seat booth left hand</p> <p>Accessible high back, open ended, four seater booth with sprung seat and integrated work surface. Left-hand facing. Available with black metal or polished aluminium legs as standard. Power & monitor bracket available with additional upcharge.</p> <p><i>We recommend up to a 40 inch monitor, weighing no more than 50kg</i></p> <ul style="list-style-type: none"> • Height: 1,335mm • Width: 2,430mm • Depth: 1,640mm • Seat Height: 480mm • Weight: 140kg 		10 731	11 127	11 641	13 340	
STK76	<p>Low back accessible open four seat booth right hand</p> <p>Wheelchair accessible low back four seater booth with sprung seat and integrated work surface. Right-hand facing. Available with black metal or polished aluminium legs as standard.</p> <ul style="list-style-type: none"> • Height: 763mm • Width: 2,430mm • Depth: 1,640mm • Seat Height: 480mm • Weight: 164kg 		9 527	9 877	10 230	11 506	
STK77	<p>Low back accessible open four seat booth left hand</p> <p>Wheelchair accessible low back four seater booth with sprung seat and integrated work surface. Left-hand facing. Available with black metal or polished aluminium legs as standard.</p> <ul style="list-style-type: none"> • Height: 763mm • Width: 2,430mm • Depth: 1,640mm • Seat Height: 480mm • Weight: 164kg 		9 527	9 877	10 230	11 506	
Accessories/Options/Surcharges:							
ABASC003 Oak legs (Only for: STK07, STK08, STK09, STK20, STK21, STK22, STK51, STK52, STK61, STK62, STK63, STK64, STK65, STK66)							707
ABASC003 Oak legs (Only for: STK10, STK11, STK12, STK13, STK14, STK15, STK16)							355
ACTTO004 Oak veneer chamfered table edge (Only for: STK07, STK20, STK51, STK52, STK61, STK64)							239
ACTTO004 Oak veneer chamfered table edge (Only for: STK08, STK21, STK22, STK62, STK65, STK66, STK70, STK71, STK72, STK73, STK74, STK75, STK76, STK77)							285
ACTTO004 Oak veneer chamfered table edge (Only for: STK09, STK63)							324
AELLA-1 Type A power - 3 fused power sockets							221
AELLC-1 Type C power - 1 dual CAT6 unshielded data socket & 2 fused power sockets							418
AELLD-1 Type D power - 1 dual USB charger & 2 fused power sockets							337
AELLE-1 Type E power - 1 dual CAT6 unshielded data. 1 dual USB charger & 1 fused power socket							566
AELLF-1 Type F power - 1 HDMI, 1 dual USB charger & 1 UK socket							715
AELLG-1 Type G power - 1 power socket							207

Accessories/Options/Surcharges:

AELLH-1 Type H power - 1 power socket & dual USB charger	261
ALAMP010 Lamp stem (Only for: STK11, STK16) ¹	187
ATVMB001 Monitor bracket	111


Work surface



Wood leg



Metal leg



[1] Lamp shade not included & to be sourced separately

Nomad













Design by Roger Webb Associates




Nomad

A nomadic family which offers a flexible approach for workspaces and learning environments.

Item no	Base model +	Price Group (PG)	③	④	⑤	⑥	Price
SND1STR-ASTYL060	<p>Low back armchair</p> <p>Armchair with sprung seat on brake loaded casters with Egger laminate surround. Fenix available with additional upcharge.</p> <ul style="list-style-type: none"> • Height: 763mm • Width: 960mm • Depth: 800mm • Seat Height: 480mm • Weight: 68kg 		2 917	3 080	3 202	3 867	
SND1STR-ASTYL065	<p>High back armchair</p> <p>High surround armchair with sprung seat on brake loaded casters with Egger laminate surround. Fenix available with additional upcharge.</p> <ul style="list-style-type: none"> • Height: 1,335mm • Width: 960mm • Depth: 800mm • Seat Height: 480mm • Weight: 68kg 		3 306	3 469	3 591	4 256	
SND2STR-ASTYL060	<p>Low back two seater sofa</p> <p>Two seater sofa with sprung seats on brake loaded casters with Egger laminate surround. Fenix available with additional upcharge.</p> <ul style="list-style-type: none"> • Height: 763mm • Width: 1,600mm • Depth: 800mm • Seat Height: 480mm • Weight: 80kg 		3 901	4 232	4 476	5 610	
SND2STR-ASTYL065	<p>High back two seater sofa</p> <p>High surround two seater sofa with sprung seats on brake loaded casters with Egger laminate surround. Fenix available with additional upcharge.</p> <ul style="list-style-type: none"> • Height: 1,335mm • Width: 1,600mm • Depth: 800mm • Seat Height: 480mm • Weight: 80kg 		4 290	4 621	4 865	5 999	
SND3STR-ASTYL060	<p>Low back three seater sofa</p> <p>Three seater sofa with sprung seats on brake loaded casters with Egger laminate surround. Fenix available with additional upcharge.</p> <ul style="list-style-type: none"> • Height: 763mm • Width: 2,250mm • Depth: 800mm • Seat Height: 480mm • Weight: 101kg 		4 337	4 625	4 915	6 370	

Item no	Base model +	Price Group (PG)	③	④	⑤	⑥	Price
SND3STR-ASTYL065	<p>High back three seater sofa</p> <p>High surround three seater sofa with sprung seats on brake loaded casters with Egger laminate surround. Fenix available with additional upcharge.</p> <ul style="list-style-type: none"> Height: 1,335mm Width: 2,250mm Depth: 800mm Seat Height: 480mm Weight: 101kg 		4 982	5 270	5 560	7 015	
SNDMEDL	<p>Low media unit</p> <p>1,149mm high x 880mm wide media unit with monitor bracket, whiteboard, two laminate topped shelves, integrated power with HDMI port & dual USB on brake loaded casters.</p> <p><i>We recommend up to a 32 inch monitor, weighing no more than 50kg</i></p> <ul style="list-style-type: none"> Height: 1,149mm Width: 880mm Depth: 469mm Weight: 34kg 						3 823
SNDMEDH	<p>High media unit</p> <p>1,526mm high x 880mm wide media unit with monitor bracket, whiteboard, two laminate topped shelves, integrated power with HDMI port & dual USB on brake loaded casters.</p> <p><i>We recommend up to a 42 inch monitor, weighing no more than 50kg</i></p> <ul style="list-style-type: none"> Height: 1,526mm Width: 880mm Depth: 469mm Weight: 42kg 						4 883
TND1STR	<p>Single seater table</p> <p>1,000mm long x 620mm wide plywood frame table on brake loaded casters with Egger laminate top. Fenix available with additional upcharge.</p> <ul style="list-style-type: none"> Height: 712mm Width: 1,000mm Depth: 620mm Weight: 35kg 						2 286
TND2STR	<p>Two seater table</p> <p>1,200mm long x 620mm wide plywood frame table on brake loaded casters with Egger laminate top. Fenix available with additional upcharge.</p> <ul style="list-style-type: none"> Height: 712mm Width: 1,230mm Depth: 620mm Weight: 40kg 						2 386

Item no	Base model +	Price Group (PG)	③	④	⑤	⑥	Price
TND3STR	<p>Three seater table</p> <p>1,7500mm long x 620mm wide plywood frame table on brake loaded casters with Egger laminate top. Fenix available with additional upcharge.</p> <ul style="list-style-type: none"> • Height: 712mm • Width: 1,750mm • Depth: 620mm • Weight: 46kg 						2 741
Accessories/Options/Surcharges:							
	AFINC065 Fenix laminate (Only for: TND1STR)						930
	AFINC065 Fenix laminate (Only for: TND2STR)						939
	AFINC065 Fenix laminate (Only for: TND3STR)						938
	AFINC065 Fenix laminate (Only for: SND1STR, SND1STR)						1 005
	AFINC065 Fenix laminate (Only for: SND2STR, SND2STR)						1 287
	AFINC065 Fenix laminate (Only for: SND3STR, SND3STR)						1 505

Wood

Natural
Poplar



Surround & table top finishes

200+ Egger
Laminates




24 Fenix
Laminates



Clique
















Design by Roger Webb Associates

















Clique







A dynamic modular furniture system with the ability to facilitate a multitude of spaces and settings.



Item no	Base model +	Price Group (PG)	③	④	⑤	⑥	⑦	Price
SCQ0800DB-ASTYL080	800mm double back & bench One double back & bench. Power available with upcharge. <ul style="list-style-type: none"> Height: 713mm Width: 800mm Depth: 1,316mm 		2 638	2 750	2 889	3 303	3 578	
SCQ0800DB-ASTYL081	800mm double back, bench & one screen One double back, two benches, one screen high. Power available with upcharge. <ul style="list-style-type: none"> Height: 1,078mm Width: 800mm Depth: 1,316mm 		3 249	3 361	3 500	3 914	4 189	
SCQ0800DB-ASTYL082	800m double back, bench & two screens One double back, two benches, two screens high. Power available with upcharge. <ul style="list-style-type: none"> Height: 1,443mm Width: 800mm Depth: 1,316mm 		3 858	3 970	4 109	4 523	4 798	
SCQ0800FB-ASTYL070	800mm flat back & bench One back and one bench. Power available with upcharge. Height: 713mm Width: 800mm Depth: 720mm		2 018	2 122	2 250	2 637	2 896	
SCQ0800FB-ASTYL071	800mm flat back, bench & one screen One back, one bench, one screen high. Power available with upcharge. Height: 1,078mm Width: 800mm Depth: 720mm		2 629	2 733	2 861	3 248	3 507	
SCQ0800FB-ASTYL072	800mm flat back, bench & two screens One back, one bench, two screens high. Power available with upcharge. Height: 1,443mm Width: 800mm Depth: 720mm		3 238	3 342	3 470	3 857	4 116	


Item no	Base model +	Price Group (PG)	③	④	⑤	⑥	⑦	Price
SCQ0800FB-ASTYL073	800mm flat back, left auditorium One back, bench & one screen left auditorium. Work shelf available in oak, white or black MFC. Power available with upcharge. <ul style="list-style-type: none"> Height: 1,077mm Width: 800mm Depth: 720mm 		3 023	3 127	3 255	3 642	3 901	
SCQ0800FB-ASTYL074	800mm flat back, right auditorium One back, bench & one screen right auditorium. Work shelf available in oak, white or black MFC. Power available with upcharge. <ul style="list-style-type: none"> Height: 1,077mm Width: 800mm Depth: 720mm 		3 023	3 127	3 255	3 642	3 901	
SCQ0800FB-ASTYL075	800mm flat back, centre auditorium One back, bench & one screen centre auditorium. Work shelf available in oak, white or black MFC. Power available with upcharge. <ul style="list-style-type: none"> Height: 713mm Width: 800mm Depth: 720mm 		3 023	3 127	3 255	3 642	3 901	
SCQ1200DB-ASTYL080	1,200mm double back & bench One double back & two benches. Power available with upcharge. <ul style="list-style-type: none"> Height: 713mm Width: 1,200mm Depth: 1,316mm 		2 938	3 082	3 262	3 798	4 157	
SCQ1200DB-ASTYL081	1,200mm double back, bench & one screen One double back, two benches & one screen high. Power available with upcharge. <ul style="list-style-type: none"> Height: 1,078mm Width: 1,200mm Depth: 1,316mm 		3 611	3 755	3 935	4 471	4 830	
SCQ1200DB-ASTYL082	1,200mm double back, bench & two screens One double back, two benches & two screens high. Power available with upcharge. <ul style="list-style-type: none"> Height: 1,443mm Width: 1,200mm Depth: 1,316mm 		4 325	4 469	4 649	5 185	5 544	
SCQ1200FB-ASTYL070	1,200mm flat back & bench One back & one bench. Power available with upcharge. <ul style="list-style-type: none"> Height: 713mm Width: 1,200mm Depth: 720mm 		2 098	2 232	2 403	2 914	3 253	





Item no	Base model +	Price Group (PG)	③	④	⑤	⑥	⑦	Price
SCQ1200FB-ASTYL071	<p>1,200mm flat back, bench & one screen</p> <p>One back, one bench, one screen high. Power available with upcharge.</p> <ul style="list-style-type: none"> • Height: 1,078mm • Width: 1,200mm • Depth: 720mm 		2 771	2 905	3 076	3 587	3 926	
SCQ1200FB-ASTYL072	<p>1,200mm flat back, bench & two screens</p> <p>One back, one bench, two screens high. Power available with upcharge.</p> <ul style="list-style-type: none"> • Height: 1,078mm • Width: 1,200mm • Depth: 720mm 		3 485	3 619	3 790	4 301	4 640	
SCQ1200FB-ASTYL073	<p>1,200mm flat back, left auditorium</p> <p>One back, bench & one screen (left module). Work shelf available in oak, white or black MFC. Power available with upcharge.</p> <ul style="list-style-type: none"> • Height: 1,077mm • Width: 1,200mm • Depth: 720mm 		3 540	3 674	3 845	4 356	4 695	
SCQ1200FB-ASTYL074	<p>1,200mm flat back, right auditorium</p> <p>One back, bench & one screen (right module). Work shelf available in oak, white or black MFC. Power available with upcharge.</p> <ul style="list-style-type: none"> • Height: 1,077mm • Width: 1,200mm • Depth: 720mm 		3 540	3 674	3 845	4 356	4 695	
SCQ1200FB-ASTYL075	<p>1,200mm flat back, centre auditorium</p> <p>One back, bench & one screen (right module). Work shelf available in oak, white or black MFC. Power available with upcharge.</p> <ul style="list-style-type: none"> • Height: 1,077mm • Width: 1,200mm • Depth: 720mm 		3 540	3 674	3 845	4 356	4 695	
SCQ1600DB-ASTYL080	<p>1,600mm double back & bench</p> <p>Double back & two benches. Power available with upcharge.</p> <ul style="list-style-type: none"> • Height: 713mm • Width 1,600mm • Depth 1,316mm 		3 462	3 641	3 864	4 534	4 981	
SCQ1600DB-ASTYL081	<p>1,600mm double back, bench & one screen</p> <p>Double back, two benches & one screen high. Power available with upcharge.</p> <ul style="list-style-type: none"> • Height: 1,078mm • Width 1,600mm • Depth 1,316mm 		4 284	4 463	4 686	5 356	5 803	

Item no	Base model +	Price Group (PG)	③	④	⑤	⑥	⑦	Price
SCQ1600DB-ASTYL082	<p>1,600mm double back, bench & two screens</p> <p>Double back, two benches & two screens high. Power available with upcharge.</p> <ul style="list-style-type: none"> Height: 1,443mm Width 1,600mm Depth 1,316mm 		5 126	5 305	5 528	6 198	6 645	
SCQ1600FB-ASTYL070	<p>1,600mm flat back & bench</p> <p>One back & one bench. Power available with upcharge.</p> <ul style="list-style-type: none"> Height: 713mm Width: 1,600mm Depth: 720mm 		2 376	2 549	2 767	3 419	3 853	
SCQ1600FB-ASTYL071	<p>1,600mm flat back, bench & one screen</p> <p>One back, bench & one screen. Power available with upcharge.</p> <ul style="list-style-type: none"> Height: 1,078mm Width: 1,600mm Depth: 720mm 		3 198	3 371	3 589	4 241	4 675	
SCQ1600FB-ASTYL072	<p>1,600mm flat back, bench & two screens</p> <p>One back, one bench & two screens high. Power available with upcharge.</p> <ul style="list-style-type: none"> Height: 1,078mm Width: 1,600mm Depth: 720mm 		4 040	4 213	4 431	5 083	5 517	
SCQ1600FB-ASTYL073	<p>1,600mm flat back, left auditorium</p> <p>One back, one screen, with work surface (left module). Work shelf available in oak, white or black MFC. Power available with upcharge.</p> <ul style="list-style-type: none"> Height: 1,077mm Width: 1,600mm Depth: 720mm 		3 941	4 114	4 332	4 984	5 418	
SCQ1600FB-ASTYL074	<p>1,600mm flat back, right auditorium</p> <p>One back, one screen, with work surface (right module). Work shelf available in oak, white or black MFC. Power available with upcharge.</p> <ul style="list-style-type: none"> Height: 1,077mm Width: 1,600mm Depth: 720mm 		3 941	4 114	4 332	4 984	5 418	
SCQ1600FB-ASTYL075	<p>1,600mm flat back, centre auditorium</p> <p>One back, one screen, with work surface (centre module). Work shelf available in oak, white or black MFC. Power available with upcharge.</p> <ul style="list-style-type: none"> Height: 1,077mm Width: 1,600mm Depth: 720mm 		3 941	4 114	4 332	4 984	5 418	

Item no	Base model +	Price Group (PG)	③	④	⑤	⑥	⑦	Price
SCQ60DGFB-ASTYL070	<p>60 degree curved back & bench</p> <p>60 degree curved back & bench, Power available with upcharge.</p> <ul style="list-style-type: none"> • Height: 713mm • Width: 1,600mm • Depth: 720mm 		2 191	2 301	2 445	2 555	2 698	
SCQ60DGFB-ASTYL071	<p>60 degree curved back, bench & one screen</p> <p>60 degree curved back, bench & one screen high. Power available with upcharge.</p> <ul style="list-style-type: none"> • Height: 1,078mm • Width: 1,600mm • Depth: 720mm 		2 692	2 802	2 946	3 056	3 199	
SCQ60DGFB-ASTYL072	<p>60 degree curved back, bench & two screens</p> <p>60 degree curved back, bench & two screens high. Power available with upcharge.</p> <ul style="list-style-type: none"> • Height: 1,078mm • Width: 1,600mm • Depth: 720mm 		3 201	3 311	3 455	3 565	3 708	
SCQ60DGFB-ASTYL073	<p>60 degree curved back, left auditorium</p> <p>One back & bench 60 degree curved back (left module). Work shelf available in oak, white or black MFC. Power available with upcharge Power available with upcharge.</p> <ul style="list-style-type: none"> • Height: 1,077mm • Width: 1,600mm • Depth 720mm 		4 021	4 131	4 275	4 385	4 528	
SCQ60DGFB-ASTYL074	<p>60 degree curved back, right auditorium</p> <p>One back & bench 60 degree curved back (right module). Work shelf available in oak, white or black MFC. Power available with upcharge Power available with upcharge.</p> <ul style="list-style-type: none"> • Height: 1,077mm • Width: 1,600mm • Depth 720mm 		4 021	4 131	4 275	4 385	4 528	
SCQ60DGFB-ASTYL075	<p>60 degree curved back, centre auditorium</p> <p>One back & bench 60 degree curved back (centre module). Work shelf available in oak, white or black MFC. Power available with upcharge Power available with upcharge..</p> <ul style="list-style-type: none"> • Height: 1,077mm • Width: 1,600mm • Depth 720mm 		4 021	4 131	4 275	4 385	4 528	

Item no	Base model +	Price Group (PG)	③	④	⑤	⑥	⑦	Price
SCQ90DGFB-ASTYL070	<p>90 degree curved back & bench</p> <p>One back & bench 90 degree curved back. Power available with upcharge Power available with upcharge.</p> <ul style="list-style-type: none"> Height: 713mm Width: 1,850mm Depth: 720mm 		2 817	3 018	3 267	4 016	4 516	
SCQ90DGFB-ASTYL071	<p>90 degree curved back, bench & one screen</p> <p>90 degree back, bench & one screen high. Power available with upcharge.</p> <ul style="list-style-type: none"> Height: 1,978mm Width: 1,850mm Depth: 720mm 		3 760	3 961	4 210	4 959	5 459	
SCQ90DGFB-ASTYL072	<p>90 degree curved back, bench & two screens</p> <p>90 degree back, bench & two screens high. Power available with upcharge.</p> <ul style="list-style-type: none"> Height: 1,443mm Width: 1,850mm Depth: 720mm 		4 736	4 937	5 186	5 935	6 435	
SCQ90DGFB-ASTYL073	<p>90 degree curved back, left auditorium</p> <p>One back & bench 90 degree curved back (left module). Work shelf available in oak, white or black MFC. Power available with upcharge Power available with upcharge.</p> <ul style="list-style-type: none"> Height: 1,077mm Width: 1,850mm Depth: 720mm 		4 825	5 026	5 275	6 024	6 524	
SCQ90DGFB-ASTYL074	<p>90 degree curved back, right auditorium</p> <p>One back & bench 90 degree curved back (right module). Work shelf available in oak, white or black MFC. Power available with upcharge Power available with upcharge.</p> <ul style="list-style-type: none"> Height: 1,077mm Width: 1,850mm Depth: 720mm 		4 825	5 026	5 275	6 024	6 524	
SCQ90DGFB-ASTYL075	<p>90 degree curved back, centre auditorium</p> <p>One back & bench 90 degree curved back (centre module). Work shelf available in oak, white or black MFC. Power available with upcharge Power available with upcharge.</p> <ul style="list-style-type: none"> Height: 1,077mm Width: 1,850mm Depth: 720mm 		4 825	5 026	5 275	6 024	6 524	




Item no	Base model +	Price Group (PG)	③	④	⑤	⑥	⑦	Price
SCQCORNFB-ASTYL076	<p>Corner back & bench</p> <p>Corner back & bench. Power available with upcharge.</p> <ul style="list-style-type: none"> Height: 713mm Width: 800mm Depth: 800mm 		2 432	2 595	2 803	3 419	3 829	
SCQCORNFB-ASTYL077	<p>Corner back, bench & one screen</p> <p>Corner back, bench & one screen high. Power available with upcharge.</p> <ul style="list-style-type: none"> Height: 1,078mm Width 800mm Depth 800mm 		2 432	2 595	2 803	3 419	3 829	
SCQCORNFB-ASTYL078	<p>Corner back, bench & two screens</p> <p>Corner back, bench & two screens high. Power available with upcharge.</p> <ul style="list-style-type: none"> Height: 1,443mm Width: 800mm Depth: 800mm 		2 432	2 595	2 803	3 419	3 829	
SCQMEDIA	<p>Freestanding media unit</p> <p>Three screen high media unit. Power & media bracket available with additional upcharge.</p> <p><i>We recommend up to a 40 inch monitor, weighing no more than 50kg.</i></p> <ul style="list-style-type: none"> Height: 1,730mm Width: 1,200mm Depth: 500mm 		3 772	3 876	4 005	4 395	4 655	
TCQ-ATABS150	<p>Clique cantilever table</p> <p>Complementing table for Clique range. Oak, white, black or pearl grey MFC top with black, white or chrome effect metal squarial pedestal base.</p> <p>Height: 1,200 mm Width: 1,730mm Depth: 1,541mm Weight: 33kg</p> <p><i>Please note that the price shown is for the table only. Media unit priced separately.</i></p>							950
TCQ-ATABS030	<p>Clique table 1,200mm round</p> <p>Complementing table for Clique range. Oak, white, black or pearl grey MFC top with black, white or chrome effect metal squarial pedestal base.</p> <p>Height: 750mm Width: 1,200mm Depth: 1,200mm Weight: 25 kg</p>							1 079

Item no	Base model +	Price Group (PG)	③	④	⑤	⑥	⑦	Price
TCQ-ATABS025	<p>Clique table 900mm x 900mm square</p> <p>Complementing table for Clique range. Oak, white, black or pearl grey MFC top with black, white or chrome effect metal squarial pedestal base.</p> <p>Height: 700mm Width: 900mm Depth: 900mm Weight 20 kg</p>							683
TCQ-ATABS040	<p>Clique table 800mm x 700mm</p> <p>Complementing table for Clique range. Oak, white, black or pearl grey MFC top with black, white or chrome effect metal squarial pedestal base.</p> <p>Height: 700mm Width: 800mm Depth: 700mm Weight: 18 kg</p>							815
TCQ-ATABS060	<p>Clique table 1,200mm x 700mm</p> <p>Complementing table for Clique range. Oak, white, black or pearl grey MFC top with black, white or chrome effect metal squarial pedestal base.</p> <p>Height: 700mm Width: 1,200mm Depth: 700mm</p>							961
TCQ-ATABS100	<p>Clique table 1,600mm x 700mm</p> <p>Complementing table for Clique range. Oak, white, black or pearl grey MFC top with black, white or chrome effect metal squarial pedestal base.</p> <p><i>Please note that the price shown is for the table only. Media unit priced separately.</i></p> <p>Height: 700mm Width: 1,600mm Depth: 700mm Weight: 33 kg</p>							1 326
Accessories/Options/Surcharges:								
	AELLA-1 Type A power - 3 fused power sockets							221
	AELLC-1 Type C power - 1 dual CAT6 unshielded data socket & 2 fused power sockets							418
	AELLD-1 Type D power - 1 dual USB charger & 2 fused power sockets							337
	AELLE-1 Type E power - 1 dual CAT6 unshielded data, 1 dual USB charger & 1 fused power socket							566
	AELLF-1 Type F power - 1 HDMI, 1 dual USB charger & 1 fused power socket							715

MFC table top finishes

Black U999	White W1000	Lancaster Oak H3368	Pearl Grey U763
			

Table base finishes

Matt Black	White	Chrome Effect
		



3 x SCQ90DGFB




3 x SCQ90DGFB



2 x SCQ1600FB




2 x SCQ1600FB, 1 x SCQ1600DB



1 x SCQ60DGFB-ASTYL073, 1 x SCQ60DGFB-ASTYL074, 1 x SCQ60DGFB-ASTYL075



1 x SCQ60DGFB-ASTYL073, 1 x SCQ60DGFB-ASTYL074, 2 x SCQ60DGFB-ASTYL075



3 x SCQ60DGFB-ASTYL073, 1 x SCQ1200FB-ASTYL073, 1 x SCQ1200FB-ASTYL074




2 x SCQ90DGFB-ASTYL075, 1 x SCQ1200FB-ASTYL073, 1 x SCQ1200FB-ASTYL074, 1 x SCQ1200FB-ASTYL075

Kuppel




Design by Jo Day, Rivr.



Kuppel

A personal workspace solution designed to provide seclusion and focus.

Item no	Base model +	Price Group (PG)	Price Group						Price
			0	①	②	③	④	⑤	
SKU1BOOTH	Personal workspace								
	Single seater work booth with black metal frame including tablet available in 12 MFC finishes and led strip light with PIR sensor. Power available at an upcharge								
	<ul style="list-style-type: none">Height: 1480mmWidth: 1260mmDepth: 710mmSeat Height: 480mmWeight: 72kg		4 203	4 585	4 988	5 286	5 690	6 157	7 688

Accessories/Options/Surcharges:

AELTY025 Type G power - 1 power socket	207
AELTY030 Type H power - 1 power socket & dual USB charger	261

12 Egger 18mm MFC Finishes

White W1000	Pearl Grey U763	Carbon Grey U968	Black U999	Lancaster Oak H3368	Sand Birch H1732
					
Tobacco Gladstone Oak H3325	Marone Casella Oak H1369	Grey/Beige Gladstone Oak H3326	Grey Sacramento Oak H1143	Sevilla Ash H1223	Natural Halifax Oak H1180
					

Metal

Matt Black


Cubbi













Design by Roger Webb Associates








Cubbi

A range of free-standing sound absorbing enclosures, offering visual privacy and reduced noise levels.

Item no	Base model +	Price Group (PG)	③	④	⑤	⑥	Price
SCE08SGC	<p>Single booth with 800mm work surface</p> <p>Single acoustic booth with 800mm work surface in black, white or oak MFC. Work rails available in white or natura. Power available with upcharge.</p> <ul style="list-style-type: none"> • Height: 1,443 mm • Width: 1,600 mm • Depth: 900 mm • Weight: 155 kg 		5 798	5 950	6 140	6 950	
SCE08SGB	<p>Single booth with 800mm work surface and bench</p> <p>Single acoustic booth and bench with 800mm work surface in black, white or oak MFC. Work rails available in white or natura. Power available with upcharge.</p> <ul style="list-style-type: none"> • Height: 1,443 mm • Width: 1,350 mm • Depth: 900 mm • Seat Height: 433 mm • Weight: 131 kg 		7 079	7 210	7 502	8 664	
SCE08SBSB	<p>Side by side booth with 800mm work surface & bench</p> <p>Side by side acoustic booth and bench with 800mm work surface in black, white or oak MFC. Work rails available in white or natura. Power available with upcharge.</p> <ul style="list-style-type: none"> • Height: 1,443 mm • Width: 1,350 mm • Depth: 1,700 mm • Seat Height: 433 mm • Weight: 260 kg 		11 379	11 573	11 960	13 600	
SCE08SBSC	<p>Side by side booth with 800mm work surface</p> <p>Side by side acoustic booth with 800mm work surface in black, white or oak MFC. Work rails available in white or natura. Power available with upcharge.</p> <ul style="list-style-type: none"> • Height: 1,443 mm • Width: 1,600 mm • Depth: 1,700 mm • Weight: 229 kg 		9 386	9 567	9 930	11 469	
SCE08BTBC	<p>Double booth with 800mm work surface</p> <p>Back to back double acoustic booth with 800mm work surface in black, white or oak MFC. Work rails available in white or natura. Power available with upcharge.</p> <ul style="list-style-type: none"> • Height: 1,443 mm • Width: 3,200 mm • Depth: 900 mm • Seat Height: 433 mm • Weight: 268 kg 		10 710	10 920	11 341	13 136	

Item no	Base model +	Price Group (PG)	③	④	⑤	⑥	Price
SCE08BTBB	<p>Double booth with 800mm work surface & bench</p> <p>Back to back double acoustic booth and bench with 800mm work surface in black, white or oak MFC. Work rails available in white or natura. Power available with upcharge.</p> <ul style="list-style-type: none"> • Height: 1,443 mm • Width: 2,700 mm • Depth: 900 mm • Seat Height: 433 mm • Weight: 257 kg 		12 402	12 627	13 085	15 021	
SCE08QUDC	<p>Quad booth with 800mm work surface</p> <p>Four acoustic booths with 800mm work surface in black, white or oak MFC. Work rails available in white or natura. Power available with upcharge.</p> <ul style="list-style-type: none"> • Height: 1,443 mm • Width: 3,200 mm • Depth: 1,700 mm • Weight: 382 kg 		17 184	17 455	18 003	20 320	
SCE08QUDB	<p>Quad booth with work surface & bench</p> <p>Four acoustic booths with 800mm work surface in black, white or oak MFC. Work rails available in white or natura. Power available with upcharge.</p> <ul style="list-style-type: none"> • Height: 1,443 mm • Width: 2,700 mm • Depth: 1,700 mm • Seat Height: 433 mm • Weight: 380 kg 		17 184	17 455	18 003	20 320	
SCE12SGC	<p>Single booth with 1,200mm work surface</p> <p>Single acoustic booth with 1,200mm work surface in black, white or oak MFC. Work rails available in white or natura. Power available with upcharge.</p> <ul style="list-style-type: none"> • Height: 1,443 mm • Width: 1,600 mm • Depth: 1,300 mm • Weight: 170 kg 		6 826	6 914	7 225	8 355	
SCE12SGB	<p>Single booth with 1,200mm work surface & bench</p> <p>Single acoustic booth and bench with 1,200mm work surface in black, white or oak MFC. Work rails available in white or natura. Power available with upcharge.</p> <ul style="list-style-type: none"> • Height: 1,443 mm • Width: 1,350 mm • Depth: 1,300 mm • Seat Height: 433 mm • Weight: 171 kg 		8 051	8 226	8 690	10 525	

Item no	Base model +	Price Group (PG)	③	④	⑤	⑥	Price
SCE12BTBB	<p>Double acoustic booth with 1,200mm work surface & bench</p> <p>Back to back double acoustic booth and bench with 1,200mm work surface in black, white or oak MFC. Work rails available in white or natura. Power available with upcharge.</p> <ul style="list-style-type: none"> • Height: 1,443 mm • Width: 2,700 mm • Depth: 1,300 mm • Seat Height: 433 mm • Weight: 277 kg 		13 949	14 203	14 710	16 863	
SCE12BTBC	<p>Double acoustic booth with 1,200mm work surface</p> <p>Back to back double acoustic booth with 1,200mm work surface in black, white or oak MFC. Work rails available in white or natura. Power available with upcharge.</p> <ul style="list-style-type: none"> • Height: 1,443 mm • Width: 3,200 mm • Depth: 1,300 mm • Weight: 291 kg 		12 208	12 428	12 860	14 707	
SCE12QADB	<p>Quad booth with 1,200mm work surface & bench</p> <p>Four acoustic booths and benches with 1,200mm work surface in black, white, or oak MFC. Work rails available in white or natura. Power available with upcharge.</p> <ul style="list-style-type: none"> • Height: 1,443 mm • Width: 2,700 mm • Depth: 2,500 mm • Weight: 464 kg 		21 989	22 333	23 022	25 945	
SCE12QUDC	<p>Quad booth with 1,200mm work surface</p> <p>Four acoustic booths with 1,200mm work surface in black, white, or oak MFC. Work rails available in white or natura. Power available with upcharge.</p> <ul style="list-style-type: none"> • Height: 1,443 mm • Width: 3,200 mm • Depth: 2,500 mm • Weight: 391 kg 		18 206	18 507	19 106	21 658	
SCE12SBSB	<p>Side by side booth with 1,200mm work surface & bench</p> <p>Side by side acoustic booth and bench with 1,200mm work surface in black, white or oak MFC. Work rails available in white or natura. Power available with upcharge.</p> <ul style="list-style-type: none"> • Height: 1,443 mm • Width: 1,350 mm • Depth: 1,700 mm • Seat Height: 433 mm • Weight: 260 kg 		12 818	13 058	13 542	15 594	

Item no	Base model +	Price Group (PG)	③	④	⑤	⑥	Price
SCE12SBSC	<p>Side by side booth with 1,200mm work surface</p> <p>Side by side acoustic booth with 1,200mm work surface in black, white or oak MFC. Work rails available in white or natura. Power available with upcharge.</p> <ul style="list-style-type: none"> Height: 1,443 mm Width: 1,600 mm Depth: 2,500 mm Weight: 280 kg 		10 800	11 028	11 482	13 420	

Accessories/Options/Surcharges:

AELLA-1 Type A power - 3 power sockets	221
AELLC-1 Type C power - 1 dual CAT6 unshielded data socket & 2 fused power sockets	418
AELLD-1 Type D power - 1 dual USB charger & 2 fused power sockets	337
AELLE-1 Type E power - 1 dual CAT6 unshielded data. 1 dual USB charger & 1 fused power socket	566
AELLF-1 Type F power - 1 HDMI, 1 dual USB charger & 1 fused power socket	715

Work surface finishes

Black
U999



White
W1000



Lancaster Oak
H3368



Work rail finishes

White



Natura



Certification: BS EN 1021-1:2006. BS EN 1021-2:2006

Soft Seating








Hygge



Design by David Fox Design

Hygge

A Scandinavian inspired seating range with a perfect fusion of cosy sentiment and contemporary design.

Item no	Base model +	Price Group (PG)	③	④	⑤	⑥	⑦	Price
SHGLOW-ATBAS020	<p>Low back chair with four leg base</p> <p>Low back statement chair with oak veneer shell and solid oak four leg base. Black, teak and wenge stained available with upcharge.</p> <ul style="list-style-type: none"> Height: 780 mm Width: 730 mm Depth: 690 mm Seat Height: 400 mm Weight: 14 kg 		1 782	1 817	1 893	2 211	2 345	
SHGLOW-ATBAS025	<p>Low back chair with broomstick base</p> <p>Low back statement chair with oak veneer shell and solid oak broomstick base. Black, teak and wenge stained available with upcharge.</p> <ul style="list-style-type: none"> Height: 780 mm Width: 730 mm Depth: 690 mm Seat Height: 400 mm Weight: 17 kg 		1 928	1 963	2 039	2 357	2 491	
SHGHIGH-ATBAS020	<p>High back chair with four leg base</p> <p>High back statement chair with oak veneer shell and solid oak four leg base. Black, teak and wenge stained available with upcharge.</p> <ul style="list-style-type: none"> Height: 1,150 mm Width: 875 mm Depth: 775 mm Seat Height: 400 mm Weight: 17 kg 		2 039	2 083	2 167	2 536	2 687	
SHGHIGH-ATBAS025	<p>High back chair with broomstick base</p> <p>High back statement chair with oak veneer shell and solid oak broomstick base. Black, teak and wenge stained available with upcharge.</p> <ul style="list-style-type: none"> Height: 1,150 mm Width: 875 mm Depth: 775 mm Seat Height: 400 mm Weight: 20 kg 		2 185	2 229	2 313	2 682	2 833	
SHGHIGH-ATBAS030	<p>High back chair with rocker base</p> <p>High back statement chair with oak veneer shell and solid oak rocker base. Black, teak and wenge stained available with upcharge.</p> <ul style="list-style-type: none"> Height: 1,130 mm Width: 875 mm Depth: 775 mm Seat Height: 446 mm Weight: 20 kg 		3 055	3 099	3 183	3 552	3 703	

Accessories/Options/Surcharges:

ABASC007 Black stained oak	455
ABASC008 Wenge stained oak	455
ABASC009 Teak stained oak	455

Wood





Muse



Design by Hilary Birkbeck

Muse

A statement seating range with acoustic properties for enhanced privacy.

Item no	Base model +	Price Group (PG)	③	④	⑤	⑥	⑦	Price
SMS1BOOTH-ATBAS021	<div>Acoustic statement chair</div> <div>High back privacy booth with metal legs and A frame. Legs available in black and chrome effect with additional upcharge.</div> <div><ul style="list-style-type: none">Height: 1,480mmWidth: 900mmDepth: 820mmSeat Height: 480mmWeight: 40kg</div> <div></div>		3 101	3 246	3 424	3 961	4 318	
SMS1BOOTH-ATBAS020	<div>Acoustic statement chair</div> <div>High back privacy booth with solid oak legs and frame. Legs available in black and wenge stained oak with additional upcharge.</div> <div><ul style="list-style-type: none">Height: 1,460mmWidth: 900mmDepth: 820mmSeat Height: 470mmWeight: 36kg</div> <div></div>		3 827	3 972	4 150	4 687	5 044	
Accessories/Options/Surcharges:								
ABASC007 Black stained oak								226
ABASC008 Wenge stained oak								226
AWTAB010 Writing tablet								436

Wood

Natural Oak



Wenge Stained Oak



Black Stained Oak



Metal

Chrome Effect



Matt Black



Tablet surface finishes

White W1000



Black U999














Dixi





Dixi

A striking statement seating & table collection with a whimsical modern aesthetic.

Item no	Base model +	Price Group (PG)	③	④	⑤	⑥	⑦	Price
SDXLOW-ATBAS001	<p>Low back upholstered with fixed base</p> <p>Low back chair, upholstered with fixed base</p> <ul style="list-style-type: none"> • Height: 780 mm • Width: 835 mm • Depth: 770 mm • Seat Height: 440 mm • Weight: 28 kg 		1 544	1 595	1 693	2 116	2 554	
SDXLOW-ATBAS060	<p>Low back with four star swivel base</p> <p>Low back chair with four star swive base. Available with black or chrome base. Writing tablet available with upcharge.</p> <ul style="list-style-type: none"> • Height: 780 mm • Width: 830 mm • Depth: 920mm • Seat Height: 440 mm • Weight: 38kg 		1 681	1 732	1 830	2 253	2 691	
SDXLOW-ATBAS010	<p>Low back with cage base</p> <p>Low back chair with metal cage base. Available in black or chrome effect as standard. Available in warm metallic copper with upcharge.</p> <ul style="list-style-type: none"> • Height: 780 mm • Width: 830 mm • Depth: 770 mm • Seat Height: 440 mm • Weight: 27 kg 		1 788	1 839	1 937	2 360	2 798	
SDXLOW-ATBAS005	<p>Low back upholstered with swivel base</p> <p>Low back chair, fully upholstered with swivel base</p> <ul style="list-style-type: none"> • Height: 780 mm • Width: 835 mm • Depth: 770 mm • Seat Height: 440 mm • Weight: 43 kg 		1 934	1 985	2 083	2 506	2 944	
SDXLOW-ATBAS020	<p>Four leg wooden base</p> <p>Low back tub chair with solid oak 4 leg base. Black, wenge, teak and walnut options available.</p> <ul style="list-style-type: none"> • Height: 780 mm • Width: 830 mm • Depth: 770 mm • Seat Height: 440 mm • Weight: 28 kg 		1 944	1 995	2 093	2 516	2 954	

Item no	Base model +	Price Group (PG)	③	④	⑤	⑥	⑦	Price
SDXHIG- ATBAS001	<p>High back upholstered with fixed base</p> <p>High back chair with headrest, fully upholstered with fixed base.</p> <ul style="list-style-type: none"> • Height: 1,200 mm • Width: 830 mm • Depth: 770 mm • Seat Height: 440 mm • Weight: 35 kg 		2 146	2 218	2 365	2 985	3 876	
SDXHIG- ATBAS010	<p>High back with cage base</p> <p>High back chair with headrest and metal cage base. Available in black or chrome effect as standard. Available in warm metallic copper with upcharge.</p> <ul style="list-style-type: none"> • Height: 1,200 mm • Width: 830 mm • Depth: 770 mm • Seat Height: 440 mm • Weight: 32 kg 		2 390	2 462	2 609	3 229	4 120	
SDXHIG- ATBAS005	<p>High back upholstered with swivel base</p> <p>High back chair with headrest, fully upholstered with swivel base.</p> <ul style="list-style-type: none"> • Height: 1,200 mm • Width: 830 mm • Depth: 770 mm • Seat Height: 440 mm • Weight: 50 kg 		2 536	2 608	2 755	3 375	4 266	
SDXHIG- ATBAS020	<p>High back with four leg base</p> <p>High back chair with headrest and solid oak four leg base. Available in oak as standard. Black, wenge, teak and walnut stained oak available with upcharge.</p> <ul style="list-style-type: none"> • Height: 1,200 mm • Width: 830 mm • Depth: 770 mm • Seat Height: 440 mm • Weight: 33 kg 		2 546	2 618	2 765	3 385	4 276	
SDXWING- ATBAS001	<p>Wing back upholstered with fixed base</p> <p>Wing back chair with headrest, fully upholstered with fixed base.</p> <ul style="list-style-type: none"> • Height: 1,100 mm • Width: 830 mm • Depth: 770 mm • Seat Height: 440 mm • Weight: 33 kg 		1 859	1 934	2 081	2 699	2 959	
SDXWING- ATBAS010	<p>Wing back chair base with cage base</p> <p>Wing back chair with metal cage base. Available in black or chrome effect as standard. Available in warm metallic copper with upcharge.</p> <ul style="list-style-type: none"> • Height: 1,100 mm • Width: 830 mm • Depth: 770 mm • Seat Height: 440 mm • Weight: 42 kg 		2 103	2 178	2 325	2 943	3 203	

Item no	Base model +	Price Group (PG)	③	④	⑤	⑥	⑦	Price
SDXWING- ATBAS005	<p>Wing back upholstered with swivel base</p> <p>Wing back chair with headrest, fully upholstered with swivel base.</p> <ul style="list-style-type: none"> • Height: 1,100 mm • Width: 830 mm • Depth: 770 mm • Seat Height: 440 mm • Weight: 48 kg 		2 249	2 324	2 471	3 089	3 349	
SDXWING- ATBAS020	<p>Wing back with four leg base</p> <p>Wing back chair with solid oak four leg base. Available in oak as standard. Black, wenge, teak and walnut stained oak available with upcharge.</p> <ul style="list-style-type: none"> • Height: 1,100 mm • Width: 830 mm • Depth: 770 mm • Seat Height: 440 mm • Weight: 43 kg 		2 259	2 334	2 481	3 099	3 359	
Accessories/Options/Surcharges:								
ABASC006 Warm metallic copper ¹								111
ABASC007 Black stained oak								184
ABASC008 Wenge stained oak								184
ABASC009 Teak stained oak								184
ABASC010 Walnut stained oak								549
ACTTO024 Writing tablet in oak								254
ACTTO026 Writing tablet in black stained oak								254
AFINC045 Black stained oak								364
AFINC046 Wenge stained upcharge								364
AFINC047 Teak stained oak								364
AFINC090 Walnut stained oak								692

Wood

Natural
Oak



Black
Stained Oak



Wenge
Stained Oak



Walnut



Teak
Stained Oak



Metal

Chrome
Effect



Matt Black



Warm Metallic
Copper



Certification: BS EN 16139: 2013 Level 1. BS EN 10121-1:2006. BS EN 1021-2:2006




[1] Only available on ATBAS010

Paulo



Paulo

A lounge range with a striking juxtaposed aesthetic.

Item no	Base model +	Price Group (PG)	①	②	③	④	⑤	⑥	⑦	Price
SPOLOWB	<div>Low back armchair</div> <div>Low back lounge chair with black metal 4 leg frame.</div> <div><div><ul style="list-style-type: none">• Height: 820mm• Width: 790mm• Depth: 880mm• Seat Height: 455mm• Weight: 20kg</div><div></div></div>		1 327	1 376	1 413	1 461	1 522	1 704	1 825	
SPOHIGB	<div>High back armchair</div> <div>High back lounge chair with black metal 4 leg frame.</div> <div><div><ul style="list-style-type: none">• Height: 1,120mm• Width: 880mm• Depth: 790mm• Seat Height: 455mm• Weight: 23kg</div><div></div></div>		1 632	1 700	1 750	1 818	1 903	2 156	2 325	
SPO3STR	<div>Three seater sofa</div> <div>3 seater sofa with black metal 4 leg frame.</div> <div><div><ul style="list-style-type: none">• Height: 810mm• Width: 2,000mm• Depth: 870mm• Seat Height: 455mm• Weight: 45kg</div><div></div></div>		2 937	3 064	3 159	3 286	3 443	3 919	4 236	

Metal

Matt Black



Mae



Mae

A statement chair range for relaxation and privacy.

Item no	Base model +	Price Group (PG)	③	④	⑤	⑥	⑦	Price
SMEFOOT	Footstool Footstool with four star oak stained beech swivel base. Available with black stain. <ul style="list-style-type: none"> Height: 430mm Width: 560mm Depth: 460mm Weight: 8kg 		893	997	1 125	1 334	1 595	
SMEMEDIUM-ATBAS020	Four leg wooden base Medium back armchair with oak stained beech four leg base. Available with black stain. <ul style="list-style-type: none"> Height: 910mm Width: 770mm Depth: 740mm Seat Height: 430mm Weight: 24kg 		1 573	1 612	1 689	2 016	2 153	
SMEMEDIUM-ATBAS060	Four star swivel base Medium back armchair with four star metal swivel base available in black or chrome. <ul style="list-style-type: none"> Height: 910mm Width: 770mm Depth: 740mm Seat Height: 430mm Weight: 24kg 		1 646	1 685	1 762	2 089	2 226	
SMEHIGH-ATBAS020	Four leg wooden base High back armchair with oak stained beech four leg base. Available with black stain. <ul style="list-style-type: none"> Height: 1,160mm Width: 770mm Depth: 740mm Seat Height: 430mm Weight: 26kg 		1 822	1 868	1 952	2 330	2 483	
SMEHIGH-ATBAS060	Four star swivel base High back armchair with four star metal swivel base available in black or chrome. <ul style="list-style-type: none"> Height: 1,160mm Width: 770mm Depth: 740mm Seat Height: 430mm Weight: 26kg 		1 895	1 941	2 025	2 403	2 556	
Accessories/Options/Surcharges:								
ABASC045 Black oak stained beech								184

Wood

Natural
Oak



Black
Stained Oak



Metal

Chrome
Effect



Matt Black






Certification: BS EN 16139: 2013 Level 1. BS EN 1021-1:2006. BS EN 1021-2:2006

Regent



Regent

A commanding and elegant statement chair

Item no	Base model +	Price Group (PG)	Price
SRGFOOT	<div>Footstool</div> <div>Footstool with four star wooden base. Available in a choice of oak, black or medium walnut stained ash.</div> <div><ul style="list-style-type: none">• Height: 430mm• Width: 560mm• Depth: 460mm• Weight: 8kg</div>		893
SRGARMC-ABASC001	<div>Four star metal swivel base</div> <div>High back armchair with four star metal swivel textured black base.</div> <div>Height: 910mm Width: 770mm Depth: 740mm Seat Height: 430mm</div>		1 959
SRGARMC-ABASC020	<div>Four star wood swivel base</div> <div>High back armchair with four star swivel wooden base. Available in a choice of oak, black or medium walnut stained ash.</div> <div>Height: 1,160mm Width: 770mm Depth: 740mm Seat Height: 430mm Weight: 28kg</div>		2 082

Wood

Oak
Stained Ash



Walnut
Stained Ash



Black
Stained Ash



Metal

Textured
Black



Kala



Design by David Fox Design

Kala

A classic statement chair with a nostalgic design.

Item no	Base model +	Price Group (PG)	①	②	③	④	⑤	⑥	⑦	Price
SKLLOW-ATBAS015	Low back chair with wire base									
	Low back chair with a chrome effect or black metal wire base									
	<ul style="list-style-type: none">• Height: 740 mm• Width: 751 mm• Depth: 695 mm• Seat Height: 400 mm• Weight: 17kg		1 124	1 169	1 229	1 263	1 334	1 628	1 751	
SKLHIGH-ATBAS015	High back chair with wire base									
	High back chair with a chrome effect or black metal wire base.									
	<ul style="list-style-type: none">• Height: 898mm• Width: 729mm• Depth: 780mm• Seat Height: 400 mm• Weight: 19kg		1 199	1 264	1 348	1 393	1 486	1 880	2 040	
SKLLOW-ATBAS020	Low back chair with wooden four leg base									
	Low back chair with a wooden solid oak four leg base. Black and wenge stained available with upcharge.									
	<ul style="list-style-type: none">• Height: 740 mm• Width: 751 mm• Depth: 695 mm• Seat Height: 400 mm• Weight: 14kg		1 427	1 472	1 532	1 566	1 637	1 931	2 054	
SKLHIGH-ATBAS020	High back chair with wooden four leg base									
	High back chair with a wooden solid oak four leg base. Black and wenge stained available with upcharge.									
	<ul style="list-style-type: none">• Height: 898mm• Width: 729mm• Depth: 780mm• Seat Height: 400 mm• Weight: 16kg		1 502	1 567	1 651	1 696	1 789	2 183	2 343	
Accessories/Options/Surcharges:										
ABASC007 Black stained oak										184
ABASC008 Wenge stained upcharge										184

Wood

Natural
Oak



Wenge
Stained Oak



Black
Stained Oak



Metal

Chrome
Effect



Matt Black



Certification: BS EN 1021-1:2006. BS EN 1021-2:2006

Chelsea



Design by David Fox Design


Chelsea

A minimalist and striking lounge chair.

Item no	Base model +	Price Group (PG)	Price
SCHLOUN	<div>Lounge chair</div> <div>Three leg metal base in textured black.</div> <div><ul style="list-style-type: none">• Height: 830mm• Width: 880mm• Depth: 760mm• Seat Height: 420mm• Weight: 15kg</div>		1 277

Metal

Textured
Black








Rollie



Design by David Fox Design

Rollie

A compact and stylish meeting chair.

Item no	Base model +	Price Group (PG)	①	②	③	④	⑤	⑥	⑦	Price
SRLARMC - ATBAS021	<p>Four leg metal base</p> <p>Armchair with four leg metal base in chrome effect or black.</p> <ul style="list-style-type: none"> Height: 780mm Width: 642mm Depth: 665mm Seat Height: 460mm Weight: 9kg 		816	859	906	935	992	1 241	1 342	
SRLARMC- ATBAS024	<p>Broomstick fixed base</p> <p>Armchair with solid oak four leg broomstick fixed base. Black and wenge stained available with additional upcharge.</p> <ul style="list-style-type: none"> Height: 780mm Width: 642mm Depth: 665mm Seat Height: 460mm Weight: 10kg 		1 002	1 045	1 092	1 121	1 178	1 427	1 528	
SRLARMC- ATBAS025	<p>Broomstick swivel base</p> <p>Armchair with solid oak 4four leg broomstick swivel base. Black and wenge stained available with additional upcharge.</p> <ul style="list-style-type: none"> Height: 780mm Width: 642mm Depth: 665mm Seat Height: 460mm Weight: 11kg 		1 142	1 185	1 232	1 261	1 318	1 567	1 668	
SRLARMC- ATBAS060	<p>Four star swivel base</p> <p>Armchair with four star swivel base in chrome effect or black metal.</p> <ul style="list-style-type: none"> Height: 780mm Width: 642mm Depth: 665mm Seat Height: 460mm Weight: 10kg 		961	1 004	1 051	1 080	1 137	1 386	1 487	
SRLARMC- ATBAS050	<p>Five star swivel base with gas lift</p> <p>Armchair with five star swivel base and gas lift. Available in chrome effect or black metal.</p> <ul style="list-style-type: none"> Height: 780mm Width: 642mm Depth: 665mm Seat Height: 460mm Weight: 11kg 		1 150	1 193	1 240	1 269	1 326	1 575	1 676	
Accessories/Options/Surcharges:										
ABASC007 Black stained oak										184
ABASC008 Wenge stained oak										184

Wood

Natural
Oak



Wenge
Stained Oak



Black
Stained Oak




Metal

Chrome
Effect



Matt Black













Korus




Korus

A sleek and contemporary meeting chair.

Item no	Base model +	Price Group (PG)	①	②	③	④	⑤	⑥	⑦	Price
SKOARMC-ATBAS015	<p>Meeting chair with wire base</p> <p>Armchair with a chrome effect or black metal wire base.</p> <ul style="list-style-type: none"> Height: 840mm Width: 634mm Depth: 640mm Seat Height: 460mm Weight: 12kg 		975	1 016	1 059	1 087	1 143	1 381	1 478	
SKOARMC-ATBAS060	<p>Meeting chair with four star swivel base</p> <p>Armchair with chrome effect or black four star swivel base.</p> <ul style="list-style-type: none"> Height: 864 mm Width: 634 mm Depth: 460 mm Seat Height: 460 mm Weight: 13kg 		1 065	1 106	1 149	1 177	1 233	1 471	1 568	
SKOARMC-ATBAS020	<p>Four leg wooden base</p> <p>Armchair with solid oak 4 leg base. Black and wenge stained options also available.</p> <ul style="list-style-type: none"> Height: 840mm Width: 634mm Depth: 661mm Seat Height: 460mm Weight: 15kg 		1 133	1 174	1 217	1 245	1 301	1 539	1 636	
SKOARMC-ATBAS024	<p>Meeting chair with broomstick base</p> <p>Armchair with solid oak broomstick base. Black and wenge stained oak available with upcharge.</p> <ul style="list-style-type: none"> Height: 860mm Width: 634mm Depth: 661mm Seat Height: 460mm Weight: 15kg 		1 143	1 184	1 227	1 255	1 311	1 549	1 646	
SKOARMC-ATBAS050	<p>Meeting chair with five star base casters and gas lift</p> <p>Armchair with a chrome effect or black metal five star base, with casters and gas lift.</p> <ul style="list-style-type: none"> Height: 864 mm Width: 634 mm Depth: 634mm Seat Height: 460 mm Weight: 12kg 		1 165	1 206	1 249	1 277	1 333	1 571	1 668	

Item no	Base model +	Price Group (PG)	Price Group							Price
			①	②	③	④	⑤	⑥	⑦	
SKOARMC- ATBAS025	<p>Meeting chair with broomstick swivel base</p> <p>Armchair with solid oak broomstick swivel base. Black and wenge stained oak available with upcharge.</p> <ul style="list-style-type: none"> • Height: 860mm • Width: 634mm • Depth: 661mm • Seat Height: 460mm • Weight: 15kg 		1 686	1 727	1 770	1 798	1 854	2 092	2 189	
SKOQUILT- ATBAS015	<p>Meeting chair with quilted detail and wire base</p> <p>Quilted armchair with chrome effect or black metal wire base.</p> <ul style="list-style-type: none"> • Height: 840mm • Width: 634mm • Depth: 640mm • Seat Height: 460mm • Weight: 12kg 		1 339	1 380	1 422	1 451	1 506	1 744	1 841	
SKOQUILT- ATBAS060	<p>Meeting chair with quilted detail and four star swivel base</p> <p>Quilted armchair with chrome effect or black metal four star swivel base.</p> <ul style="list-style-type: none"> • Height: 864 mm • Width: 634 mm • Depth: 460 mm • Seat Height: 460 mm • Weight: 13kg 		1 429	1 470	1 512	1 541	1 596	1 834	1 931	
SKOQUILT- ATBAS020	<p>Meeting chair with quilted detail and wooden four leg base</p> <p>Quilted armchair with solid oak four leg base. Black and wenge stained oak available with upcharge.</p> <ul style="list-style-type: none"> • Height: 840mm • Width: 634mm • Depth: 661mm • Seat Height: 460mm • Weight: 15kg 		1 497	1 538	1 580	1 609	1 664	1 902	1 999	
SKOQUILT- ATBAS024	<p>Meeting chair with quilted detail and broomstick base</p> <p>Quilted armchair with solid oak broomstick base. Black and wenge stained oak available with upcharge.</p> <ul style="list-style-type: none"> • Height: 840mm • Width: 634mm • Depth: 640mm • Seat Height: 460mm • Weight: 12kg 		1 507	1 548	1 590	1 619	1 674	1 912	2 009	

Item no	Base model +	Price Group (PG)	Price Group							Price
			①	②	③	④	⑤	⑥	⑦	
SKOQUILT- ATBAS050	Meeting chair with quilted detail five star base, casters and gas lift		1 529	1 570	1 612	1 641	1 696	1 934	2 031	
	Quilted armchair with chrome effect or black five star base with casters and gas lift. • Height: 864 mm • Width: 634 mm • Depth: 634mm • Seat Height: 460 mm • Weight: 12kg									

SKOQUILT- ATBAS025	Meeting chair with quilted detail and broomstick swivel base		2 050	2 091	2 133	2 162	2 217	2 455	2 552	
	Quilted armchair with solid oak broomstick swivel base. Black and wenge stained oak available with upcharge. • Height: 860mm • Width: 634mm • Depth: 661mm • Seat Height: 460mm • Weight: 15kg									

Accessories/Options/Surcharges:

ABASC007 Black stained oak	184
ABASC008 Wenge stained oak	184

Wood

Natural Oak



Wenge Stained Oak



Black Stained Oak



Metal

Chrome Effect



Matt Black







Swoosh
chairs



Design by Roger Webb Associates

Swoosh Chairs


A contemporary seating choice for social spaces with a clean, versatile design.

Item no	Base model +	Price Group (PG)	①	②	③	④	⑤	⑥	⑦	Price
SSWSTACK	Meeting chair with wire base Meeting chair with chrome effect or black metal wire base. <ul style="list-style-type: none">Height: 835 mmWidth: 500 mmDepth: 630 mmSeat Height: 455 mmWeight: 11 kg <i>Stacks to five high</i>		674	703	746	766	973	1 210	1 307	
SSWLOUN-ATBAS015	Lounge chair with wire base Lounge chair with chrome effect or black metal wire base. <ul style="list-style-type: none">Height: 795 mmWidth: 640 mmDepth: 690 mmSeat Height: 420 mmWeight: 13 kg		751	787	834	859	976	1 243	1 391	
SSWLOUN-ATBAS020	Lounge chair with four leg oak base Lounge chair with solid oak four leg base. Black, wenge and teak stain available with additional upcharge. <ul style="list-style-type: none">Height: 795 mmWidth: 640 mmDepth: 690 mmSeat Height: 420 mm		1 008	1 044	1 091	1 116	1 233	1 500	1 648	
SSWLOUN-ATBAS019	Lounge chair with four leg oak base and arms Lounge chair with solid oak four leg base and arms. Black, wenge and teak stain available with additional upcharge. <ul style="list-style-type: none">Height: 795 mmWidth: 702 mmDepth: 690 mmSeat Height: 420 mm		1 163	1 199	1 246	1 271	1 388	1 655	1 803	
Accessories/Options/Surcharges:										
ABASC007 Black stained oak										231
ABASC008 Wenge stained oak										231
ABASC009 Teak stained oak										231

Wood



Metal




Camden



Design by Richard Jones

Camden

A beautifully balanced and proportioned lounge chair inspired by mid-century British design.

Item no	Base model +	Price Group (PG)	③	④	⑤	⑥	⑦	Price
SCNLOUN-ATBAS021	<div>Lounge chair with metal legs</div> <div>Four leg black metal base and oak arms.</div> <div><div><div>• Height: 770mm</div><div>• Width: 700mm</div><div>• Depth: 780mm</div><div>• Seat Height: 430mm</div><div>• Weight: 19.5kg</div></div></div> <div></div>		1 497	1 542	1 601	1 770	1 883	
SCNLOUN-ATBAS020	<div>Lounge chair with wooden legs</div> <div>Four leg base and arms in oak.</div> <div><div><div>• Height: 770mm</div><div>• Width: 700mm</div><div>• Depth: 780mm</div><div>• Seat Height: 430mm</div><div>• Weight: 20.kg</div></div></div> <div></div>		1 824	1 869	1 928	2 097	2 210	

Wood



Metal




Bask



Design by Jo Day, Rivr.

Bask

A day bed lounge inspired to empower users to break away from desk based work.

Item no	Base model +	Price Group (PG)	①	②	③	④	⑤	⑥	⑦	Price
SBKLOUN	<div>Day bed lounge</div> <div>Upholstered lounge with backrest, detachable pillow and black metal legs.</div> <div><ul style="list-style-type: none">Height: 870mmWidth: 900mmDepth: 1,550mmSeat Height: 420mmWeight: 25kg</div> <div></div>		1845	2017	2039	2142	2513	3161	3593	
Accessories/Options/Surcharges:										
AELTY025 Type G power - 1 power socket										207
AELTY030 Type H power - 1 power socket & dual USB charger										261

Metal

Matt Black






Leo



Design by km34 Design

Leo

A premium armchair, sofa and table collection with a finessed design and superior comfort.

Item no	Base model +	Price Group (PG)	③	④	⑤	⑥	⑦	Price
SLEARMC	Armchair Armchair with sprung seat and matt black four leg metal base. <ul style="list-style-type: none">• Height: 730mm• Width: 950mm• Depth: 820mm• Seat Height: 420mm• Weight: 34kg		2 600	2 801	2 901	3 499	4 226	
SLE2STR	Two seater sofa Two seat sofa with sprung seat and matt black four leg metal base. <ul style="list-style-type: none">• Height: 730mm• Width: 1,760mm• Depth: 820mm• Seat Height: 420mm• Weight: 61kg		3 815	4 002	4 158	4 925	5 817	
SLE3STR	Three seater sofa Three seat sofa with sprung seat and matt black four leg metal base. <ul style="list-style-type: none">• Height: 730mm• Width: 2,570mm• Depth: 820mm• Seat Height: 420mm• Weight: 89kg		4 878	5 090	5 267	6 132	7 149	

Metal

Matt Black








Certification: BS EN 16139:2013 Level 1


Tryst sofas
& armchairs





Tryst Sofas

A range of high and low back booths, sofas & armchairs with solutions for collaboration, focus and social areas.

Item no	Base model +	Price Group (PG)	③	④	⑤	⑥	Price
STK01	<p>Low back armchair</p> <p>Low back armchair with sprung seat. Available with black metal or polished aluminium legs or casters as standard.</p> <ul style="list-style-type: none"> • Height: 763mm • Width: 980mm • Depth: 810mm • Seat Height: 480mm • Weight: 63kg 		2 694	2 803	2 885	3 327	
STK02	<p>High back armchair</p> <p>High back armchair with sprung seat. Available with black metal or polished aluminium legs or casters as standard.</p> <ul style="list-style-type: none"> • Height: 1,335mm • Width: 980mm • Depth: 810mm • Seat Height: 480mm • Weight: 70kg 		3 886	4 076	4 221	5 006	
STK03	<p>Low back two seat sofa</p> <p>Low back two seat sofa with sprung seat. Available with black metal or polished aluminium legs or casters as standard.</p> <ul style="list-style-type: none"> • Height: 763mm • Width: 1,620mm • Depth: 810mm • Seat Height: 480mm • Weight: 78kg 		3 780	3 967	4 419	4 951	
STK04	<p>High back two seat sofa</p> <p>High back two seat sofa with sprung seat. Available with black metal or polished aluminium legs or casters as standard.</p> <ul style="list-style-type: none"> • Height: 1,335mm • Width: 1,620mm • Depth: 810mm • Seat Height: 480mm • Weight: 85kg 		5 045	5 433	5 719	7 055	
STK05	<p>Low back three seat sofa</p> <p>Low back three seat sofa with sprung seat. Available with black metal or polished aluminium legs or caster as standard.</p> <ul style="list-style-type: none"> • Height: 763mm • Width: 2,270mm • Depth: 810mm • Seat Height: 480mm • Weight: 106kg 		4 135	4 352	4 533	5 534	

Item no	Base model +	Price Group (PG)	③	④	⑤	⑥	Price
STK06	<p>High back three seat sofa</p> <p>High back three seat sofa with sprung seat. Available with black metal or polished aluminium legs or casters as standard.</p> <ul style="list-style-type: none"> • Height: 1,335mm • Width: 2,270mm • Depth: 810mm • Seat Height: 480mm • Weight: 137kg 		5 859	6 201	6 541	8 249	
STK32	<p>Low back asymmetrical sofa left hand</p> <p>Low back asymmetrical L shape sofa with sprung seat. Left hand L. Available with black metal or polished aluminium legs as standard.</p> <ul style="list-style-type: none"> • Height: 763mm • Width: 2,447mm • Depth: 1,635mm • Seat Height: 480mm • Weight: 158kg 		7 850	8 245	8 995	10 188	
STK33	<p>Low back asymmetrical sofa right hand facing</p> <p>Low back asymmetrical L shape sofa with sprung seat. Right hand L. Available with black metal or polished aluminium legs as standard.</p> <ul style="list-style-type: none"> • Height: 763mm • Width: 2,447mm • Depth: 1,635mm • Seat Height: 480mm • Weight: 158kg 		7 850	8 245	8 995	10 188	
STK34	<p>Low back asymmetrical sofa with table left hand facing</p> <p>Low back asymmetrical L-shape sofa sprung seats and solid oak corner table. Left hand. Available with black metal or polished aluminium legs as standard.</p> <ul style="list-style-type: none"> • Height: 763mm • Width: 2,447mm • Depth: 1,635mm • Seat Height: 480mm • Weight: 162kg 		8 475	8 773	9 568	10 812	
STK35	<p>Low back asymmetrical sofa with table right hand facing</p> <p>Low back asymmetrical L-shape sofa with sprung seats and solid oak corner table. Right hand. Available with black metal or polished aluminium legs as standard.</p> <ul style="list-style-type: none"> • Height: 763mm • Width: 2,447mm • Depth: 1,635mm • Seat Height: 480mm • Weight: 162kg 		8 475	8 773	9 568	10 812	

Item no	Base model +	Price Group (PG)	③	④	⑤	⑥	Price
STK40	<p>Low back asymmetrical L shape sofa</p> <p>Low back asymmetrical L-shape sofa with sprung seats. Available with black metal or polished aluminium legs as standard.</p> <ul style="list-style-type: none"> • Height: 763mm • Width: 2,447mm • Depth: 2,447mm • Seat Height: 480mm • Weight: 176kg 		9 694	10 192	11 369	12 756	
STK41	<p>Low back symmetrical sofa with table</p> <p>Low back asymmetrical L-shape sofa with sprung seats and solid oak corner table. Available with black metal or polished aluminium legs as standard.</p> <ul style="list-style-type: none"> • Height: 763mm • Width: 2,447mm • Depth: 2,447mm • Seat Height: 480mm • Weight: 182kg 		10 331	10 725	11 758	13 290	
Accessories/Options/Surcharges:							
	AELLG-1 Type G power - 1 power socket						207
	AELLH-1 Type H power - 1 power socket & dual USB charger						261
	ATBAS020 Oak legs						355

Work surface

Black U999

White W1000

Lancaster Oak H3368

Natural Oak Veneer

Wood leg


Natural Oak

Metal leg

Matt Black

Polished Aluminium




Swoosh
sofas



Design by Roger Webb Associates

Swoosh Sofas


A contemporary sofa range for social spaces, with a clean, versatile design.

Item no	Base model +	Price Group (PG)	①	②	③	④	⑤	⑥	⑦	Price
SSWSOFA-ATBAS015	<div>Sofa with wire base</div> <div>Two seater sofa with chrome effect or black metal wire base.</div> <div><ul style="list-style-type: none">Height: 800 mmWidth: 1,410 mmDepth: 680 mmSeat Height: 410 mmWeight: 33 kg</div> <div></div>		1836	1890	1958	2000	2504	2917	3088	
SSWSOFA-ATBAS020	<div>Sofa with four leg oak base</div> <div>Two seater sofa with solid oak four leg base. Black, wenge and teak stain available with additional upcharge.</div> <div><ul style="list-style-type: none">Height: 800 mmWidth: 1,520 mmDepth: 685 mmSeat Height: 410 mmWeight: 29 kg</div> <div></div>		2568	2622	2690	2732	3236	3649	3820	
SSWSOFA-ATBAS019	<div>Sofa with four leg base and arms</div> <div>Two seater sofa with solid oak four leg base and arms. Black, wenge and teak stain available with additional upcharge.</div> <div><ul style="list-style-type: none">Height: 800 mmWidth: 1,410 mmDepth: 680 mmSeat Height: 410 mmWeight: 26 kg</div> <div></div>		2779	2833	2901	2943	3447	3860	4031	
Accessories/Options/Surcharges:										
ABASC007 Black stained oak										292
ABASC008 Wenge stained upcharge										292
ABASC009 Teak stained upcharge										292

Wood



Metal






Certification: BS EN 16139: 2013 Level 1

Bloomsbury



Bloomsbury

Chesterfield inspired deep-buttoned rolled back, scrolled arms and wooden feet.

Item no	Base model +	Price Group (PG)	③	④	⑤	⑥	Price
SBYARMC	Armchair Deep-buttoned rolled back armchair with scroll arms and wooden feet. <ul style="list-style-type: none">• Height: 760mm• Width: 1,070mm• Depth: 960mm• Seat Height: 490mm• Weight: 33kg		5 291	5 548	5 870	6 837	
SBY2STR	Two seater sofa Deep-buttoned rolled back sofa with scroll arms and wooden feet. <ul style="list-style-type: none">• Height: 760mm• Width: 1,780mm• Depth: 960mm• Seat Height: 490mm• Weight: 49kg		6 690	7 077	7 559	9 011	
SBY3STR	Three seater sofa Deep-buttoned rolled back sofa with scroll arms and wooden feet. <ul style="list-style-type: none">• Height: 760mm• Width: 2,080mm• Depth: 960mm• Seat Height: 490mm• Weight: 57kg		8 281	8 771	9 384	11 221	

Wooden feet



Tables

Plenti tables

Fully flexible with endless possibilities, Plenti is what you want it to be.

Item No.	Base Model +	Price Group (PG)	Price
TPT08-16	<p>800mm - 1,600mm long, 800mm - 1,000mm wide table</p> <p>Diner table with 12 Egger MFC laminate top options and natural ash frame and legs. Ash stained oak, ash stained walnut and ash stained black frame and legs also available. Egger and Fenix laminate top available at an upcharge.</p>		1 659
TPT18-24	<p>1,800mm - 2,400mm long, 800mm - 1,000mm wide table</p> <p>Diner table with 12 Egger MFC laminate top options and natural ash frame and legs. Ash stained oak, ash stained walnut and ash stained black frame and legs also available. Egger and Fenix laminate top available at an upcharge.</p>		2 032
TPT26-46	<p>2,600mm - 4,600mm long, 800mm - 1,000mm wide table</p> <p>Diner table with 12 Egger MFC laminate top options and natural ash frame and legs. Ash stained oak, ash stained walnut and ash stained black frame and legs also available. Egger and Fenix laminate top available at an upcharge.</p>		3 598
TPT48-62	<p>4,800mm - 6,200mm long, 800mm - 1,000mm wide table</p> <p>Diner table with 12 Egger MFC laminate top options and natural ash frame and legs. Ash stained oak, ash stained walnut and ash stained black frame and legs also available. Egger and Fenix laminate top available at an upcharge.</p>		5 593
TPT64-70	<p>6,400mm - 7,000mm long, 800mm - 1,000mm wide table</p> <p>Diner table with 12 Egger MFC laminate top options and natural ash frame and legs. Ash stained oak, ash stained walnut and ash stained black frame and legs also available. Egger and Fenix laminate top available at an upcharge.</p>		6 816
TPTCIRC	<p>900mm diameter table</p> <p>Diner table with 12 Egger MFC laminate top options and natural ash frame and legs. Ash stained oak, ash stained walnut and ash stained black frame and legs also available. Egger and Fenix laminate top available at an upcharge.</p>		1 660

Accessories/Options/Surcharges

ADIME003 1100mm-1600mm wide MFC (Only for: TPT08-16)	121
AFINC060 Egger laminate (Only for: TPT08-16)	190
AFINC065 Fenix laminate (Only for: TPT08-16)	334
AHEIG010 Poseur height (Only for TPT08-16)	173
ADIME070 1800mm-2400mm wide MFC (Only for: TPT18-24)	168
AFINC060 Egger (Only for: TPT18-24)	255
AFINC065 Fenix (Only for: TPT18-24)	482
AHEIG010 Poseur height (Only for: TPT18-24)	173
ATOPF025 Lamp (Only for: TPT18-24)	1 046
ADIME074 2600mm-4600mm wide MFC (Only for: TPT26-46)	320
AFINC060 Egger laminate (Only for: TPT26-46)	531
AFINC065 Fenix laminate (Only for: TPT26-46)	1 054
AHEIG010 Poseur height (Only for: TPT26-46)	214
ADIME085 4800mm-6200mm wide MFC (Only for: TPT48-62)	919
AFINC060 Egger laminate (Only for: TPT48-62)	1 276
AFINC065 Fenix laminate (Only for: TPT48-62)	2 148
AHEIG010 Poseur height (Only for: TPT48-62)	282
ADIME125 6400mm-7000mm wide MFC (Only for: TPT64-70)	1 492
AFINC060 Egger laminate (Only for: TPT64-70)	2 348
AFINC065 Fenix laminate (Only for: TPT64-70)	3 188
AHEIG010 Poseur height (Only for: TPT64-70)	349
ADIME258 1200mm & 1500mm diameter MFC (Only for: TPTCIRC)	121
AFINC060 Egger laminate (Only for: TPTCIRC)	190
AFINC065 Fenix laminate (Only for: TPTCIRC)	336
AHEIG010 Poseur height (Only for: TPTCIRC)	173
AELTY000 Type A Peak power	751
AELTY005 Type C Peak power	1 097
AELTY010 Type D Peak power	1 055
AELTY015 Type E Peak power	1 597
AELTY020 Type F Peak power	1 874
AELTY000 Type A Pandora power	346
AELTY005 Type C Pandora power	630
AELTY010 Type D Pandora power	524
AELTY015 Type E Pandora power	672
AELTY020 Type F Pandora power	1 058

Plenti

Configuration guide

Options

Width (mm)	Length (mm)	Height (mm)	Cut-Outs	Top Finish Type	Leg Colour
800	800	Diner 750	None (Plain)	MFC	Natural Ash
900	1,000	Poser 1,043	Peak Power	Egger Laminate	Oak stain
1,000	1,200		Peak Power + Lights	Fenix Laminate	Walnut stain
1,100	1,400		Pandora Power		Black stain
1,200	1,600		Pandora Power + Lights		
1,300	1,800		Lights		
1,500	2,000				
1,600	2,200				

Table Leg / Top Guide

Tops	Length (mm)	Middle Leg	Corner Leg
1 Piece Top	800 - 2,400	0	4
2 Piece Top	2,600 - 4,600	2	4
3 Piece Top	4,800 - 6,200	4	4
4 Piece Top	6,400 - 7,000	6	4



Plenti

Configuration guide




Table top finishes

Egger 18mm MFC Finishes

White W1000	Pearl Grey U763	Carbon Grey U968	Black U999	Lancaster Oak H3368	Sand Birch H1732
					
Tobacco Gladstone Oak H3325	Marone Casella Oak H1369	Grey/Beige Gladstone Oak H3326	Grey Sacramento Oak H1143	Sevilla Ash H1223	Natural Halifax Oak H1180
					















Standard MFMDf & 25mm MFC Finishes

White W1000	Pearl Grey U763 ST15	Lancaster Oak H3368
		




For the full range of laminate finishes available please visit:
www.egger.com

Please note: not all of Egger's laminate options are available, please speak to your account manager or our customer service team.

Fenix NTM Laminate Finishes


Bianco Malé 0029	Bianco Alaska 0030	Bianco Kos 0032	Bianco Dover 0757	Beige Luxor 0719	Castoro Ottawa 0717	Grigio Londra 0718	Grigio Bromo 0724
							
Grigio Efeso 0725	Beige Arizona 0748	Cacao Orinoco 0749	Verde Comodoro 0750	Rosso Jaipur 0751	Grigio Antrim 0752	Blu Fes 0754	Nero Ingo 0720
							
Grigio Scari 0756	Grigio Zante 0766	Beige Colostrai 0767	Grigio Stromboli 0768	Zinco Doha 2628	Bronzo Doha 2629	Piombo Doha 2630	Doha Titanio 2638
							

Wooden leg finishes

Natural Ash	Oak Stained Ash	Walnut Stained Ash	Black Stained Ash
			








Centro








Centro Tables

A solid oak statement table collection with a premium and timeless design.

Item no	Base model +	Price Group (PG)	Price
TTR-ADIME300-AHEIG000	2000mm x 1200mm diner 2,000mm long x 1,200mm wide diner table with Egger laminate top, solid oak frame and legs. Black & wenge stained oak & Fenix top available with additional upcharge.		3 897
TTR-ADIME310-AHEIG000	2600mm x 1200mm diner 2,600mm long x 1,200mm wide diner table with Egger laminate top, solid oak frame and legs. Black & wenge stained oak available with an additional upcharge. Fenix laminate top available with additional upcharge.		5 026
TTR-ADIME320-AHEIG000	3200mm x 1200mm diner 3,200mm long x 1,200mm wide diner table with Egger laminate top, solid oak frame and legs. Black & wenge stained oak available with an additional upcharge. Fenix laminate top available with additional upcharge.		6 156
TTR-ADIME330-AHEIG000	3600mm x 1200mm diner 3,600mm long x 1,200mm wide diner table with Egger laminate top, solid oak frame and legs. Black & wenge stained oak available with an additional upcharge. Fenix laminate top available with additional upcharge.		7 709
TTR-ADIME340-AHEIG000	4000mm x 1200mm diner 4,000mm long x 1,200mm wide diner table with Egger laminate top, solid oak frame and legs. Black & wenge stained oak available with an additional upcharge. Fenix laminate top available with additional upcharge.		9 176
TTR-ADIME300-AHEIG010	2000mm x 1000mm poseur 2,000mm long x 1,000mm wide poseur table with Egger laminate top, solid oak frame and legs. Black & wenge stained oak available with an additional upcharge. Fenix laminate top available with additional upcharge.		4 542
TTR-ADIME310-AHEIG010	2600mm x 1200mm poseur 2,600mm long x 1,200mm wide poseur table with Egger laminate top, solid oak frame and legs. Black & wenge stained oak available with an additional upcharge. Fenix laminate top available with additional upcharge.		5 671

Item no	Base model +	Price Group (PG)	Price
TTR-ADIME320-AHEIG010	3200mm x 1200mm poseur 3,200mm long x 1,200mm wide poseur table with Egger laminate top, solid oak frame and legs. Black & wenge stained oak available with an additional upcharge. Fenix laminate top available with additional upcharge.		6801
TTR-ADIME330-AHEIG010	3600mm x 1200mm poseur 3,600mm long x 1,200mm wide poseur table with Egger laminate top, solid oak frame and legs. Black & wenge stained oak available with an additional upcharge. Fenix laminate top available with additional upcharge.		8354
TTR-ADIME340-AHEIG010	4000mm x 1200mm poseur 4,000mm long x 1,200mm wide poseur table with Egger laminate top, solid oak frame and legs. Black & wenge stained oak available with an additional upcharge. Fenix laminate top available with additional upcharge.		9821
Accessories/Options/Surcharges:			
	AFINC065 Fenix laminate top		793
	ATOPF005 Peak power cut out ¹		687
	ATOPF030 Concealed power cut out		856
	AWOOD015 Black stained oak frame and legs		939
	AWOOD020 Wenge stained oak frame and legs		939

Wood				MFDF & MFC table top finishes			Laminate table top finishes	
Natural Oak	Black Stained Oak	Wenge Stained Oak	Teak Stained Oak	White W1000	Lancaster Oak H3368	Pearl Grey U763	200+ Egger Laminates	24 Fenix Laminates
								

[1] Please note: 2000mm tables come with 1x power cut-out. All other table sizes come with 2x power cut-outs. Each cut-out can accept 1x Peak or 2x Concealed power module/s.

Co.Table





Design by Roger Webb Associates

Co. Table

A mutli use co-working table designed to facilitate independent & co-working activities.

Item no	Base model +	Price Group (PG)	Price
TCB-ADIME315	<div>2,600mm x 1,295mm meeting table</div> <div>A solid oak table with MFMDf chamfered edge top. Egger & Fenix laminate tops available with additional upcharge. Options include power & light cut out with four cable managed legs. Black & wenge stained oak available with upcharge.</div> <div><ul style="list-style-type: none">Length: 2,600mmWidth: 1,295mmHeight: 750mm</div> <div></div>		3 822
TCB-ADIME325	<div>3,200 x 1,295mm meeting table</div> <div>A solid oak table with MFMDf chamfered edge top. Egger & Fenix laminate tops available with additional upcharge. Options include power & light cut out with four cable managed legs. Black & wenge stained oak available with upcharge.</div> <div><ul style="list-style-type: none">Length: 3,200mmWidth: 1,295mmHeight: 750mm</div> <div></div>		4 197
TCB-ADIME345	<div>4,000 x 1,295mm meeting table</div> <div>A solid oak table with MFMDf chamfered edge top. Egger & Fenix laminate tops available with additional upcharge. Options include power & light cut out with four cable managed legs. Black & wenge stained oak available with upcharge.</div> <div><ul style="list-style-type: none">Length: 4,000mmWidth: 1,295mmHeight: 750mm</div> <div></div>		4 568
TCP-ADIME315	<div>2,600 x 1,295 dual height co-working table</div> <div>A solid oak table with MFMDf chamfered edge top. Egger & Fenix laminate tops available with additional upcharge. Options include power & light cut out with four cable managed legs. Black & wenge stained oak available with upcharge.</div> <div><ul style="list-style-type: none">Length: 3,425mm (2,600mm lower section)Width: 1,495Height: 750mm 1,060mm</div> <div></div>		7 277

Item no	Base model +	Price Group (PG)	Price
TCP-ADIME325	<p>3,200 x 1,295 dual height co-working table</p> <p>A solid oak table with MFMDf chamfered edge top. Egger & Fenix laminate tops available with additional upcharge. Options include power & light cut out with four cable managed legs. Black & wenge stained oak available with upcharge.</p> <ul style="list-style-type: none"> Length: 4,210mm (3,200mm lower section) Width: 1,495 Height: 750mm 1,060mm 		7 639
TCP-ADIME345	<p>4,000 x 1,295 dual height co-working table</p> <p>A solid oak table with MFMDf chamfered edge top with D-shaped or square end. Egger & Fenix laminate tops available with additional upcharge. Options include power & light cut out with four cable managed legs. Black & wenge stained oak available with upcharge.</p> <ul style="list-style-type: none"> Length: 4,815mm (4,000mm lower section) Width: 1,495 Height: 750mm 1,060mm 		8 248
Accessories/Options/Surcharges:			
	AFINC060 Egger laminate top (Only for: TCB2600, TCB3200, TCB4000)		540
	AFINC060 Egger laminate top (Only for: TCP2600, TCP3200, TCP4000)		1 579
	AFINC065 Fenix laminate top (Only for: TCB2600, TCB3200, TCB4000)		1 500
	AFINC065 Fenix laminate top (Only for: TCP2600, TCP3200, TCP4000)		3 801
	ALAMP010 Single black lamp stem ¹		373
	ATOPF005 Peak power cut out ²		827
	ATOPF010 Peak power & light cut out		894
	AWOOD015 Black stained oak frame and legs (Only for: TCB2600, TCB3200, TCB4000)		692
	AWOOD015 Black stained oak frame and legs (Only for: TCP2600, TCP3200, TCP4000)		1 182
	AWOOD020 Wenge stained oak frame and legs (Only for: TCB2600, TCB3200, TCB4000)		692
	AWOOD020 Wenge stained oak frame and legs (Only for: TCP2600, TCP3200, TCP4000)		1 182
	AELLA-1 Type A power - 3 fused power sockets		751
	AELLC-1 Type C power - 1 dual CAT6 unshielded data socket & 2 fused power sockets		1 097
	AELLD-1 Type D power - 1 dual USB & 2 fused power sockets		1 055
	AELLE-1 Type E power - 1 CAT6 unshielded data. 1 dual USB charger & 1 fused power socket		1 597
	AELLF-1 Type F power - 1 HDMI, 1 dual USB charger & 1 fused power socket		1 874




- [1] Light bulbs are not supplied. Stems are compatible with E27 bulbs. Lamp shade to be sourced and bought separately
- [2] There are 2x power cut-outs for the 2,600, 3,200, 3,425 and 4,210mm tables, and 3x power cut-outs for the 3,990 and 4,815mm tables. All under frames are black textured finish. The prices reflect 2x power types within 1x Peak Power unit

Omni



Omni

A resimercial inspired coffee table design with a distinct broomstick base.

Item no	Base model +	Price Group (PG)	Price
TRL	<div>Coffee table</div> <div>750mm round coffee table with oak veneer plywood top and solid oak 4 leg broomstick base. Black, wenge and teak stained options also available.</div> <div><ul style="list-style-type: none">Height: 365mmDiameter: 750mmWeight: 9kg</div>		612
Accessories/Options/Surcharges:			
AFINC045 Black stained oak			364
AFINC046 Wenge stained oak			364
AFINC047 Teak stained oak			364

Wood



Dixi Tables

Item no	Base model +	Price Group (PG)	Price
TDXCAGE	Coffee table with cage base		
	<p>Coffee table with MFC top and metal cage base. Table top available in 12 MFC tables. Base available in black or chrome effect as standard. Available in warm metallic copper with upcharge.</p> <ul style="list-style-type: none">• Height: 285 mm• Diameter: 640 mm• Weight: 10 kg		1 045
TDXW4LEG	Wooden coffee table		
	<p>Coffee table with solid oak top and legs. Black, wenge, teak and walnut stained oak available with upcharge.</p> <ul style="list-style-type: none">• Height: 290 mm• Diameter: 640 mm• Weight: 15 kg		1 047




12 Egger 18mm MFC Finishes

White W1000	Pearl Grey U763	Carbon Grey U968	Black U999	Lancaster Oak H3368	Sand Birch H1732
					
Tobacco Gladstone Oak H3325	Marone Casella Oak H1369	Grey/Beige Gladstone Oak H3326	Grey Sacramento Oak H1143	Sevilla Ash H1223	Natural Halifax Oak H1180
					

Wood

Natural Oak	Black Stained Oak	Wenge Stained Oak	Teak Stained Oak
			

Metal







Black	Chrome Effect	Warm Metallic Copper
		







Match







Match

A versatile and contemporary table range.

Item no	Base model +	Price Group (PG)	Price
TMAWIRE-AHEIG005-ATABS010	<p>750mm coffee table with wire base</p> <p>Round coffee table available in 12 MFC finishes. Black or chrome effect metal wire base.</p> <ul style="list-style-type: none"> Height: 400mm Diameter: 750mm Weight: 10kg 		409
TMAWIRE-AHEIG005-ATABS015	<p>750mm coffee table with wire base</p> <p>Squarial coffee table available in 12 MFC finishes. Black or chrome effect metal wire star base.</p> <ul style="list-style-type: none"> Height: 400mm Width: 750mm Depth: 750mm Weight: 10kg 		409
TMA4STR-AHEIG005-ATABS010	<p>750mm coffee table with four star base</p> <p>Round coffee table available in 12 MFC finishes. Black or chrome effect metal four star base</p> <ul style="list-style-type: none"> Height: 400mm Diameter: 750mm Weight: 10kg 		507
TMA4STR-AHEIG005-ATABS015	<p>750mm coffee table with four star base</p> <p>Squarial coffee table available in 12 MFC finishes. Black or chrome effect metal wire star base.</p> <ul style="list-style-type: none"> Height: 400mm Width: 750mm Depth: 750mm Weight: 11kg 		507
TMAPED-AHEIG005-ATABS010	<p>750mm coffee table with pedestal base</p> <p>Round coffee table available in 12 MFC finishes. Black or chrome effect metal four star base.</p> <ul style="list-style-type: none"> Height: 380mm Diameter: 750mm Weight: 13.5kg 		628
TMAPED-AHEIG005-ATABS015	<p>750mm coffee table with pedestal base</p> <p>Squarial coffee table available in 12 MFC finishes. Black or chrome effect metal pedestal base.</p> <ul style="list-style-type: none"> Height: 380mm Width: 750mm Depth: 750mm Weight: 14.5kg 		628

Item no	Base model +	Price Group (PG)	Price
TMA4STR-AHEIG000-ATABS010	<p>750mm diner table with four star base</p> <p>Round diner table available in 12 MFC finishes. Black or chrome effect metal four star base.</p> <ul style="list-style-type: none"> • Height: 720mm • Diameter: 750mm • Weight: 12kg 		532
TMA4STR-AHEIG000-ATABS015	<p>750mm diner table with four star base</p> <p>Squarial diner table available in 12 MFC finishes. Black or chrome effect metal four star base.</p> <ul style="list-style-type: none"> • Height: 720mm • Width: 750mm • Depth: 750mm • Weight: 14kg 		532
TMA4STR-AHEIG000-ATABS020	<p>900mm diner table with four star base</p> <p>Round diner table available in 12 MFC finishes. Black or chrome effect metal four star base.</p> <ul style="list-style-type: none"> • Height: 720mm • Diameter: 900mm • Weight: 14kg 		584
TMAPED-AHEIG000-ATABS010	<p>750mm diner table with pedestal base</p> <p>Round diner table available in 12 MFC finishes, Black or chrome effect metal pedestal base.</p> <ul style="list-style-type: none"> • Height: 700mm • Diameter: 750mm • Weight: 15.5kg 		653
TMAPED-AHEIG000-ATABS015	<p>750mm diner table with pedestal base</p> <p>Squarial diner table available in 12 MFC finishes, Black or chrome effect metal pedestal base.</p> <ul style="list-style-type: none"> • Height: 700mm • Width: 750mm • Depth: 750mm • Weight: 16.5kg 		653
TMAPED-AHEIG000-ATABS020	<p>900mm diner table with pedestal base</p> <p>Round diner table available in 12 MFC finishes. Black or chrome effect metal pedestal base.</p> <ul style="list-style-type: none"> • Height: 700mm • Diameter: 900mm • Weight: 17.5kg 		704

Item no	Base model +	Price Group (PG)	Price
TMA4STR-AHEIG010-ATABS010	<p>750mm poseur table with four star base</p> <p>Round poseur table available in 12 MFC finishes. Black or chrome effect metal four star base.</p> <ul style="list-style-type: none"> Height: 1,060mm Diameter: 750mm Weight: 12kg 		563
TMA4STR-AHEIG010-ATABS015	<p>750mm poseur table with four star base</p> <p>Squarial poseur table available in 12 MFC finishes. Black or chrome effect metal four star base.</p> <ul style="list-style-type: none"> Height: 1,060mm Width: 750mm Depth: 750mm Weight: 14kg 		563
TMAPED-AHEIG010-ATABS010	<p>750mm poseur table with pedestal base</p> <p>Round poseur table available in 12 MFC finishes. Black or chrome effect metal pedestal base.</p> <ul style="list-style-type: none"> Height: 1,040mm Diameter: 750mm Weight: 15.5kg 		684
TMAPED-AHEIG010-ATABS015	<p>750mm poseur table with pedestal base</p> <p>Squarial poseur table available in 12 MFC finishes. Black or chrome effect metal pedestal base.</p> <ul style="list-style-type: none"> Height: 1,040mm Width: 750mm Depth: 750mm Weight: 16.5kg 		684

12 Egger 18mm MFC Finishes


White W1000	Pearl Grey U763	Carbon Grey U968	Black U999	Lancaster Oak H3368	Sand Birch H1732
					
Tobacco Gladstone Oak H3325	Marone Casella Oak H1369	Grey/Beige Gladstone Oak H3326	Grey Sacramento Oak H1143	Sevilla Ash H1223	Natural Halifax Oak H1180
					

Metal

Black	Chrome Effect
	

Leo Table

A premium table collection with a finessed design.

Item no	Base model +	Price Group (PG)	Price
TLE	<div>Coffee table</div> <div>Coffee table with oak veneer plywood top and matt black four leg metal base.</div> <div><ul style="list-style-type: none">• Height: 300mm• Width: 1,200mm• Depth: 700mm• Weight: 21kg</div>	<div></div>	1083

Wood

Natural Oak





Metal

Matt Black



Paulo Tables

A lounge range with a striking juxtaposed aesthetic.

Item no	Base model +	Price Group (PG)	Price
TPO-ATABS005	<div>Coffee table</div> <div>750mm round table with black textured powder coated frame. Available in 12 MFC finishes.</div> <div><ul style="list-style-type: none">• Height: 520mm• Diameter: 750mm• Weight: 13kg</div>	<div></div>	742
TPO-ATABS035	<div>Elliptical table</div> <div>1,720mm elliptical table with black textured powder coated frame. Available in 12 MFC finishes.</div> <div><ul style="list-style-type: none">• Height: 520mm• Width: 1,720mm• Depth: 650mm• Weight: 22kg</div>	<div></div>	1 154

Wood

12 18mm MFC Finishes



Metal

Textured Black



Chelsea Tables




A minimalist and striking table range.

Item no	Base model +	Price Group (PG)	Price
TCHLOW	<div>Side table</div> <div>Laminate top table with three leg metal base. Tabletop available in 12 MFC finishes. Metal base available in textured black, antique brass or antique copper.</div> <div><ul style="list-style-type: none">Height: 520mmWidth: 544mmDepth: 544mmWeight: 7kg</div> <div></div>		632
TCHSIDE	<div>Coffee table</div> <div>Laminate top table with three leg metal base. Tabletop available in 12 MFC finishes. Metal base available in textured black, antique brass or antique copper.</div> <div><ul style="list-style-type: none">Height: 420mmWidth: 845mmDepth: 845mmWeight: 12kg</div> <div></div>		502

12 Egger 18mm MFC Finishes

White W1000	Pearl Grey U763	Carbon Grey U968	Black U999	Lancaster Oak H3368	Sand Birch H1732
					
Tobacco Gladstone Oak H3325	Marone Casella Oak H1369	Grey/Beige Gladstone Oak H3326	Grey Sacramento Oak H1143	Sevilla Ash H1223	Natural Halifax Oak H1180
					

Metal

Textured Black	Antique Brass	Antique Copper
		

Aviary



Aviary

A coffee table with a juxtapose of materials for a sleek vintage aesthetic.

Item no	Base model +	Price Group (PG)	Price
TAV600RND	<div>Side coffee table</div> <div>600mm coffee table with a textured laminate top and metal base. Table top available in 12 MFC finishes. Metal base available in textured black, brass or copper finish.</div> <div><ul style="list-style-type: none">Height: 460mmDiameter: 600mmWeight: 16kg</div>		995
TAV1200RND	<div>Coffee table</div> <div>1,200mm coffee table with a textured laminate top and metal base. Table top available in 12 MFC finishes. Metal base available in textured black, brass or copper finish.</div> <div><ul style="list-style-type: none">Height: 460mmDiameter: 1,200mmWeight: 48kg</div>		2 002

12 Egger 18mm MFC Finishes

White W1000	Pearl Grey U763	Carbon Grey U968	Black U999	Lancaster Oak H3368	Sand Birch H1732
					
Tobacco Gladstone Oak H3325	Marone Casella Oak H1369	Grey/Beige Gladstone Oak H3326	Grey Sacramento Oak H1143	Sevilla Ash H1223	Natural Halifax Oak H1180
					

Metal


Textured Black	Antique Brass	Antique Copper
		

Forge



Forge

A robust and industrial inspired coffee table, with a juxtaposed aesthetic of a steel frame and wooden top.

Item no	Base model +	Price Group (PG)	Price
TFG	<div>Coffee table</div> <div>600mm coffee table with a textured laminate top and steel metal frame. Table top available in 12 MFC finishes. Frame available in black, antique brass or antique copper finish.</div> <div><ul style="list-style-type: none">• Height: 515mm• Width: 1200mm• Depth: 600mm• Weight: 25kg</div>	<div></div>	925

12 Egger 18mm MFC Finishes

White W1000	Pearl Grey U763	Carbon Grey U968	Black U999	Lancaster Oak H3368	Sand Birch H1732
					
Tobacco Gladstone Oak H3325	Marone Casella Oak H1369	Grey/Beige Gladstone Oak H3326	Grey Sacramento Oak H1143	Sevilla Ash H1223	Natural Halifax Oak H1180
					

Metal




Textured Black	Antique Brass	Antique Copper
		

Fusion



Fusion

A stylish worktable with flexible solutions for solo working, collaboration or learning environments.

Item no	Base model +	Price Group (PG)	Price
TFS-ASTYL001	<div>Circular work table</div> <div>Laptop work table with oak veneered plywood circular top and textured black metal base.</div> <div><ul style="list-style-type: none">• Height: 660mm• Width: 470mm• Depth: 460mm• Weight: 8kg</div>		553
TFS-ASTYL002	<div>Square work table</div> <div>Laptop work table with oak veneered plywood square top and textured black metal base.</div> <div><ul style="list-style-type: none">• Height: 660mm• Width: 470mm• Depth: 460mm• Weight: 8kg</div>		553
TFS-ASTYL030	<div>Semi circle work table</div> <div>Laptop work table with semi circle solid oak top and base.</div> <div><ul style="list-style-type: none">• Height: 660mm• Width: 420mm• Depth: 370mm• Weight: 4kg</div>		721

Wood


Natural Oak



Metal

Matt Black






Canova




Canova

A contemporary work café chair with a moulded polypropylene shell and upholstered seat.

Item no	Base model +	Price Group (PG)	①②③④⑤⑥⑦							Price
			①	②	③	④	⑤	⑥	⑦	
MCASUPH	Work café chair									
	A contemporary work café chair with upholstered seat. Available in a modern palette of eight colours.									
	<ul style="list-style-type: none">• Height: 788 mm• Width: 441 mm• Depth: 467 mm• Seat Height: 460 mm• Seat Depth: 420 mm• Weight: 5 kg									
	<i>Quick ship (4 weeks). Anthracite frame with Camira Xtreme or Havana fabric only</i>									
			249	262	273	289	307	366	405	

Polypropylene colours











Luna



Luna

A distinctive and curvaceous work café chair.

Item no	Base model +	Price Group (PG)	①	②	③	④	⑤	⑥	⑦	Price
MLUSHELL-ATBAS015	<p>Polypropylene shell and wire base</p> <p>Polypropylene chair with black or white wire base. Available in a choice of six shell colours.</p> <ul style="list-style-type: none"> • Height: 800mm • Width: 590mm • Depth: 530mm • Seat Height: 445mm • Weight: 7kg 									302
MLUSHELL-ATBAS021	<p>Polypropylene shell and four leg metal base</p> <p>Polypropylene chair with four leg black or white metal base. Available in a choice of six shell colours.</p> <ul style="list-style-type: none"> • Height: 800mm • Width: 590mm • Depth: 530mm • Seat Height: 445mm • Weight: 8kg 									316
MLUSHELL-ATBAS030	<p>Polypropylene shell and rocker base</p> <p>Polypropylene chair with black or white rocker base. Available in a choice of six shell colours.</p> <ul style="list-style-type: none"> • Height: 750mm • Width: 590mm • Depth: 745mm • Seat Height: 390mm • Weight: 9kg 									502
MLUSHELL-ATBAS055	<p>Polypropylene shell and four star caster swivel base</p> <p>Polypropylene chair with black four star swivel base on casters. Available in a choice of six shell colours.</p> <ul style="list-style-type: none"> • Height: 750mm • Width: 590mm • Depth: 745mm • Seat Height: 445mm • Weight: 10kg 									602

Item no	Base model +	Price Group (PG)	Price Group							Price
			①	②	③	④	⑤	⑥	⑦	
MLUSUPH-ATBAS015	Polypropylene shell and wire base									
	Polypropylene chair, upholstered seat and black or white wire base. Available in a choice of six shell colours • Height: 800mm • Width: 590mm • Depth: 530mm • Seat Height: 445mm • Weight: 7kg		396	400	403	406	409	422	432	
MLUSUPH-ATBAS021	Polypropylene shell and four leg metal base									
	Polypropylene chair, upholstered seat and four leg black or white metal base. Available in a choice of six shell colours • Height: 800mm • Width: 590mm • Depth: 530mm • Seat Height: 445mm • Weight: 8kg		412	416	419	422	425	438	448	
MLUSUPH-ATBAS030	Polypropylene shell and rocker base									
	Polypropylene chair, upholstered seat and black rocker metal base. Available in a choice of six shell colours • Height: 750mm • Width: 590mm • Depth: 745mm • Seat Height: 390mm • Weight: 9kg		604	608	611	614	617	630	640	
MLUSUPH-ATBAS055	Polypropylene shell and four star caster swivel base									
	Polypropylene chair, upholstered seat and black four star swivel base on casters. Available in a choice of six shell colours. • Height: 750mm • Width: 590mm • Depth: 745mm • Seat Height: 445mm • Weight: 10kg		707	711	714	717	720	733	743	

Polypropylene colours



Metal



Xpresso






Xpresso Original

A practical stacking work-café chair.

Item no	Base model +	Price Group (PG)	Price
MXPX-ASTYL006- ATBAS070	<p>Original polypropylene chair</p> <p>Original stacking chair with chrome effect or black base, linking feet and nylon glides. Available in eight polypropylene colours.</p> <ul style="list-style-type: none"> • Height: 830mm • Width: 580mm • Depth: 490mm • Seat Height: 460mm • Seat Depth: 425mm • Weight: 5kg <p><i>Quick ship (4 weeks) black, with chrome base.</i></p>		167
MXPX-ASTYL006- ATBAS075	<p>Original polypropylene chair with arms</p> <p>Original stacking chair with arms, with chrome effect or black base, linking feet and nylon glides. Available in eight polypropylene colours.</p> <ul style="list-style-type: none"> • Height: 830mm • Width: 580mm • Depth: 490mm • Seat Height: 460mm • Seat Depth: 425mm • Weight: 8kg 		265
MXPX-ASTYL006- ATBAS080	<p>Original polypropylene high stool</p> <p>Original high stool with chrome effect or black base, linking feet and nylon glides. Available in seven polypropylene colours.</p> <ul style="list-style-type: none"> • Height: 1,070mm • Width: 600mm • Depth: 490mm • Seat Height: 460mm • Seat Depth: 425mm • Weight: 8kg 		259
MXPX-ASTYL050- ATBAS070	<p>Perforated polypropylene chair</p> <p>Perforated back stacking chair with chrome effect or black base, linking feet and nylon glides. Available in seven polypropylene colours.</p> <ul style="list-style-type: none"> • Height: 830mm • Width: 580mm • Depth: 490mm • Seat Height: 460mm • Seat Depth: 425mm • Weight: 5kg <p><i>Quick ship (4 weeks) black, with chrome base.</i></p>		167

Item no	Base model +	Price Group (PG)	Price
MXPX-ASTYL050- ATBAS075	<p>Perforated polypropylene chair with arms</p> <p>Perforated back stacking chair with arms, with chrome effect or black base, linking feet and nylon glides. Available in seven polypropylene colours.</p> <ul style="list-style-type: none"> • Height: 830mm • Width: 580mm • Depth: 490mm • Seat Height: 460mm • Seat Depth: 425mm • Weight: 8kg 		265
MXPX-ASTYL050- ATBAS080	<p>Perforated polypropylene high stool</p> <p>Perforated back high stool with chrome effect or black base, linking feet and nylon glides. Available in seven polypropylene colours.</p> <ul style="list-style-type: none"> • Height: 1,070mm • Width: 600mm • Depth: 490mm • Seat Height: 460mm • Seat Depth: 425mm • Weight: 8kg 		259
MXPX-ASTYL055- ATBAS070	<p>Curved polypropylene chair</p> <p>Curved back stacking chair with chrome effect or black base, linking feet and nylon glides. Available in seven polypropylene colours.</p> <ul style="list-style-type: none"> • Height: 830mm • Width: 580mm • Depth: 490mm • Seat Height: 460mm • Seat Depth: 425mm • Weight: 5kg <p><i>Quick ship (4 weeks) black, with chrome base.</i></p>		167
MXPX-ASTYL055- ATBAS075	<p>Curved polypropylene chair with arms</p> <p>Curved back stacking chair with arms, with chrome effect or black base, linking feet and nylon glides. Available in seven polypropylene colours.</p> <ul style="list-style-type: none"> • Height: 830mm • Width: 580mm • Depth: 490mm • Seat Height: 460mm • Seat Depth: 425mm • Weight: 8kg 		265
MXPX-ASTYL055- ATBAS080	<p>Curved polypropylene high stool</p> <p>Curved back high stool with chrome effect or black base, linking feet and nylon glides. Available in seven polypropylene colours.</p> <ul style="list-style-type: none"> • Height: 1,070mm • Width: 600mm • Depth: 490mm • Seat Height: 460mm • Seat Depth: 425mm • Weight: 8kg 		259

Item no	Base model +	Price Group (PG)	Price
MXPTROLL	<p>Stacking trolley</p> <p>Trolley enabling stacking to 45 high or 30 high if upholstered.</p> <ul style="list-style-type: none"> Height: 570mm (fully stacked 2,200mm) Width: 660mm Depth: 760mm 		762
MXPWrit-ASTYL045	<p>Left handed writing tablet</p> <p>Black MDF writing tablet, available for full Xpresso range. Left handed.</p> <ul style="list-style-type: none"> Width: 100-305mm Depth: 245-500mm 		196
MXPWrit-ASTYL046	<p>Right handed writing tablet</p> <p>Black MDF writing tablet, available for full Xpresso range. Right handed.</p> <ul style="list-style-type: none"> Width: 100-305mm Depth: 245-500mm 		196

Polypropylene colours

Black

White

Cement Grey

Sandstone

Powder Blue

Military Green

Marsala Red

Recycled Grey




Metal

Black


Chrome Effect

Xpresso Fully Upholstered


A practical stacking work-café chair.

Item no	Base model +	Price Group (PG)	①	②	Price
MXPF-ASTYL006-ATBAS070	<div>Fully upholstered chair</div> <div>Fully upholstered stacking chair with chrome effect or black base, linking feet and nylon glides.</div> <div><ul style="list-style-type: none">• Height: 830mm• Width: 580mm• Depth: 490mm• Seat Height: 460mm• Seat Depth: 425mm• Weight: 10kg</div> <div></div> <div>Not available in vinyl.</div>		300	317	
MXPF-ASTYL006-ATBAS075	<div>Fully upholstered chair with arms</div> <div>Fully upholstered stacking chair with arms, with chrome effect or black base, linking feet and nylon glides.</div> <div><ul style="list-style-type: none">• Height: 830mm• Width: 580mm• Depth: 490mm• Seat Height: 460mm• Seat Depth: 425mm• Weight: 10kg</div> <div></div> <div>Not available in vinyl.</div>		398	415	
MXPF-ASTYL006-ATBAS080	<div>Fully upholstered stool</div> <div>Fully upholstered stacking stool with chrome effect or black base, linking feet and nylon glides. Stacks to five high.</div> <div><ul style="list-style-type: none">• Height: 1,070mm• Width: 600mm• Depth: 490mm• Seat Height: 720mm• Seat Depth: 425mm• Weight: 8kg</div> <div></div> <div>Not available in vinyl.</div>		392	409	

Polypropylene colours







Metal








Certification: BS EN 15373: 2007

Xpresso Upholstered Seat

A practical stacking work-café chair.


Item no	Base model +	Price Group (PG)	①	②	③	④	⑤	⑥	⑦	Price
MXPS-ASTYL006-ATBAS070	<p>Original chair with upholstered seat</p> <p>Original stacking chair with chrome effect or black base, linking feet, nylon glides and upholstered seat. Back available in eight polypropylene colours.</p> <ul style="list-style-type: none"> • Height: 830mm • Width: 580mm • Depth: 490mm • Seat Height: 460mm • Seat Depth: 425mm • Weight: 8kg 		259	274	292	300	317	395	431	
MXPS-ASTYL006-ATBAS075	<p>Original stacking chair with upholstered seat with arms</p> <p>Original stacking chair with arms, with chrome effect or black base, linking feet, nylon glides and upholstered seat. Back available in eight polypropylene colours.</p> <ul style="list-style-type: none"> • Height: 830mm • Width: 580mm • Depth: 490mm • Seat Height: 460mm • Seat Depth: 425mm • Weight: 10kg 		357	372	390	398	415	493	529	
MXPS-ASTYL006-ATBAS080	<p>Original stool with upholstered seat</p> <p>Original stacking high stool with chrome effect or black base, linking feet, nylon glides and upholstered seat. Back available in seven polypropylene colours.</p> <ul style="list-style-type: none"> • Height: 1,070mm • Width: 600mm • Depth: 490mm • Seat Height: 720mm • Seat Depth: 425mm • Weight: 8kg 		351	366	384	392	409	487	523	
MXPS-ASTYL050-ATBAS070	<p>Perforated chair upholstered seat</p> <p>Perforated back stacking chair with chrome effect or black base, linking feet, nylon glides, and upholstered seat. Back available in seven polypropylene colours.</p> <ul style="list-style-type: none"> • Height: 830mm • Width: 580mm • Depth: 490mm • Seat Height: 460mm • Seat Depth: 425mm • Weight: 8kg 		259	274	292	300	317	395	431	

Item no	Base model +	Price Group (PG)	①	②	③	④	⑤	⑥	⑦	Price
MXPS-ASTYL050-ATBAS075	<p>Perforated chair upholstered seat with arms</p> <p>Perforated back stacking chair, with arms, with chrome effect or black base, linking feet, nylon glides, and upholstered seat. Back available in seven polypropylene colours.</p> <ul style="list-style-type: none">• Height: 830mm• Width: 580mm• Depth: 490mm• Seat Height: 460mm• Seat Depth: 425mm• Weight: 10kg <p><i>Not available in vinyl.</i></p>		357	372	390	398	415	493	529	
MXPS-ASTYL050-ATBAS080	<p>Perforated stool upholstered seat</p> <p>Perforated back stacking high stool, with chrome effect or black base, linking feet, nylon glides, and upholstered seat. Back available in seven polypropylene colours.</p> <ul style="list-style-type: none">• Height: 1,070mm• Width: 600mm• Depth: 490mm• Seat Height: 720mm• Seat Depth: 425mm• Weight: 8kg		351	366	384	392	409	487	523	
MXPS-ASTYL055-ATBAS070	<p>Curved chair upholstered seat</p> <p>Curved back stacking chair with chrome effect or black base, linking feet, nylon glides and upholstered seat. Back available in seven polypropylene colours.</p> <ul style="list-style-type: none">• Height: 830mm• Width: 580mm• Depth: 490mm• Seat Height: 460mm• Seat Depth: 425mm• Weight: 8kg		259	274	292	300	317	395	431	
MXPS-ASTYL055-ATBAS075	<p>Curved chair upholstered seat with arms</p> <p>Curved back stacking chair with arms, with chrome effect or black base, linking feet, nylon glides and upholstered seat. Back available in seven polypropylene colours.</p> <ul style="list-style-type: none">• Height: 830mm• Width: 580mm• Depth: 490mm• Seat Height: 460mm• Seat Depth: 425mm• Weight: 10kg		357	372	390	398	415	493	529	
MXPS-ASTYL055-ATBAS080	<p>Curved stool upholstered seat</p> <p>Curved back stacking high stool with chrome effect or black base, linking feet, nylon glides and upholstered seat. Back available in seven polypropylene colours.</p> <ul style="list-style-type: none">• Height: 830mm• Width: 580mm• Depth: 490mm• Seat Height: 460mm• Seat Depth: 425mm• Weight: 8kg		351	366	384	392	409	487	523	

Polypropylene colours



Metal



Please note: Recycled Grey only available on ATBAS070 & ATBAS075




Certification: BS EN 15373: 2007

Centro stools & benches



Centro Stools & Benches

A solid oak seating collection with a simple timeless design.

Item no	Base model +	Price Group (PG)	③	④	⑤	⑥	⑦	Price
GTRBARS	<div>Low stool</div> <div>Upholstered seat with button detail on a solid oak leg base. Black & wenge stained oak available at an upcharge. Contrast fabric buttons available with additional upcharge.</div> <div><ul style="list-style-type: none">Height: 460 mmDiameter: 380 mmWeight: 9 kg</div> <div></div>		596	606	624	695	726	
GTRBARS-ASTYL065	<div>High stool</div> <div>Upholstered seat with button detail on a solid oak leg base. Black & wenge stained oak available at an upcharge. Contrast fabric buttons available with additional upcharge.</div> <div><ul style="list-style-type: none">Height: 760 mmDiameter: 380 mmWeight: 14 kg</div> <div></div>		702	712	730	801	832	
GTRBENC	<div>Bench</div> <div>Upholstered seat with button detail on a solid oak leg base. Black & wenge stained oak available at an upcharge. Contrast fabric buttons available with additional upcharge.</div> <div><ul style="list-style-type: none">Height: 460 mmWidth: 1,300 mmDepth: 420 mmWeight: 15 kg</div> <div></div>		1 300	1 317	1 347	1 479	1 579	
Accessories/Options/Surcharges:								
ABASC007 Black stained oak (Only for: GTRBENC)								184
ABASC007 Black stained oak (Only for: GTRBARS)								111
ABASC008 Wenge stained oak (Only for: GTRBENC)								184
ABASC008 Wenge stained oak (Only for: GTRBARS)								111
ABUTT010 Contrasting button								46

Wood

Natural Oak

Black Stained Oak

Wenge Stained Oak



Metal

Chrome Effect








Swoosh stools



Swoosh Stools

A contemporary stool range for social spaces, with a clean, versatile design.

Item no	Base model +	Price Group (PG)	①	②	③	④	⑤	⑥	⑦	Price
SSWSTOOL-ATBAS015	Bar stool with wire base Bar stool with chrome effect or black metal metal wire base. <ul style="list-style-type: none">Height: 910 mmWidth: 460 mmDepth: 540 mmSeat Height: 750 mmWeight: 10 kg		584	602	627	641	809	960	1 020	
SSWSTOOL-ATBAS020	Bar stool with four leg oak base Bar stool with solid oak four leg base. Black, wenge and teak stain available with additional upcharge. <ul style="list-style-type: none">Height: 910 mmWidth: 460 mmDepth: 540 mmSeat Height: 750 mmWeight: 9 kg		841	859	884	898	1 066	1 217	1 277	
SSWHIGHSTOOL-ATBAS015	High back bar stool with wire base High back bar stool with chrome effect or black metal wire base, <ul style="list-style-type: none">Height: 1135mmWidth: 460mmDepth: 540mmSeat Height: 750mmWeight: 10kg		684	702	726	748	917	1 074	1 137	
SSWHIGHSTOOL-ATBAS020	High back bar stool with four leg oak base High back bar stool with solid oak four leg base. Black, wenge and teak stain available with additional upcharge. <ul style="list-style-type: none">Height: 1135mmWidth: 460mmDepth: 540mmSeat Height: 750mmWeight: 9kg		941	959	983	1 005	1 174	1 331	1 394	
Accessories/Options/Surcharges:										
ABASC007 Black stained oak										231
ABASC008 Wenge stained oak										231
ABASC009 Teak stained oak										231





Cubix




Cubix

A collaborative seating option to encourage agile & flexible environments.

Item no	Base model +	Price Group (PG)	①	②	③	④	⑤	⑥	⑦	Price
SCU-ASTYL002	<div>Square stool</div> <div>A square shaped stool with black feet. Casters and carry on handle available with additional upcharge.</div> <div><ul style="list-style-type: none">Height: 450mmWidth: 450mmDepth: 450mmWeight: 11kg</div> <div></div>		246	265	293	306	334	427	499	
SCU-ASTYL001	<div>Round stool</div> <div>A cylinder shaped stool with black feet. Casters and carry on handle available with additional upcharge.</div> <div><ul style="list-style-type: none">Height: 450mmDiameter: 460mmWeight: 7kg</div> <div></div>		246	265	293	306	334	427	499	
Accessories/Options/Surcharges:										
ACAGL010 Black casters										46
AHAND000 Carry handle										46

Work chairs






WorkWell
meeting chair



WorkWell Meeting Chair

WorkWell is a concept, designed for the modern workplace, to support workers and allow them to work to the absolute best of their ability, in any working environment.

Item no	Base model +	Price Group (PG)	①	②	③	④	⑤	⑥	⑦	Price
MWT13	<div>Five star caster meeting chair</div> <div>Five star caster meeting chair with black or grey mesh back, black or white frame, black base and upholstered seat.</div> <div><ul style="list-style-type: none">Height: 867-997mmWidth: 636mmDepth: 636mmSeat Height: 430-560mmSeat Depth: 472mmWeight: 10kg</div> <div></div>		517	531	543	555	573	627	662	
MWT14	<div>Four star fixed base meeting chair</div> <div>Four star fixed base meeting chair with black or white shell and frame, black or grey mesh back and upholstered seat.</div> <div><ul style="list-style-type: none">Height: 898mmWidth: 603mmDepth: 600mmSeat Height: 460mmSeat Depth: 472mmWeight: 9kg</div> <div></div>		656	672	681	695	714	766	801	
MWT15	<div>Cantilever meeting chair</div> <div>Cantilever meeting chair with black or white shell and frame, black or grey mesh back and upholstered seat.</div> <div><ul style="list-style-type: none">Height: 914mmWidth: 603mmDepth: 600mmSeat Height: 464mmSeat Depth: 472mmWeight: 9kg</div> <div><div>Quick ship (4 weeks) when upholstered in Camira Xtreme, with black frame & mesh.</div><div></div></div>		472	485	498	510	527	582	617	
Accessories/Options/Surcharges:										
ABASC014 Chrome effect base (Only for: MWT13)										117



WorkWell task chair



Design by Hilary Birkbeck


WorkWell Task Chair

WorkWell is a concept, designed for the modern workplace, to support workers and allow them to work to the absolute best of their ability, in any working environment.

Item no	Base model +	Price Group (PG)	①	②	③	④	⑤	⑥	⑦	Price
OWT17	<div>WorkWell OWT17</div> <div>Auto synchronised mechanism gas lift, adjustable back, self-adjusting & lockable with lumbar support. Black swivel base and casters. Armrests, polished aluminium base and soft casters available as additional options.</div> <div><ul style="list-style-type: none">Height: 1,010-1,135mmWidth: 680mmDepth: 680mmSeat Height: 420-550mmWeight: 13.6kg</div> <div></div>		422	434	445	457	475	524	558	
OWT20	<div>WorkWell OWT20</div> <div>Auto synchronised mechanism gas lift, adjustable back, self-adjusting & lockable with lumbar support. Black swivel base and casters. Armrests, headrest, polished aluminium base and soft casters available as additional options.</div> <div><ul style="list-style-type: none">Width: 680mmDepth: 680mmSeat Height: 435-510mmSeat Depth: 600mmWeight: 14.6kg</div> <div><i>Quick ship (4 weeks) when upholstered on Camira Xtreme in black.</i></div> <div></div>		458	480	491	504	520	571	604	
Accessories/Options/Surcharges:										
AARMS010 1D arms (Only for: OWT17)										49
AARMS010 1D arms (Only for: OWT20)										59
AARMS020 4D arms (Only for: OWT20)										74
ABASC013 Polished aluminium base										62
ACAGL040 Black soft casters										31
ACAGL045 Silver soft casters										81
AHEAD010 Black headrest (Only for: OWT20)										156
AHEAD020 White headrest (Only for: OWT20)										168
AMESH020 White shell & grey mesh (Only for: OWT20)										35

Please note: OWT17 version is only available in black with black mesh.









Material, fabric & power specifications



Materials & finishes




Please note: Not all options are available on every product - please contact your local representative.

Metal

Chrome Effect	Chrome	Matt Black	Natura	Polished Aluminium	White	Textured Black	Antique Brass	Antique Copper	Warm Metallic Copper
									

(Dixi cage base)









Metal frame colours: ONE

Black RAL 9005	Pine Green RAL 6028	Wine Red RAL 3005
		



Metal frame colours: Spaces

Silk Grey RAL 7044	Tele Grey 4 RAL 7047	Signal Grey RAL 7004	Anthracite Grey RAL 7016	Steel Blue RAL 5011	Sapphire Blue RAL 5003	Pastel Blue RAL 5024	Moss Green RAL 6005	Fur Green RAL 6009	Pastel Green RAL 6019
									
Pale Green RAL 6021	Wine Red RAL 3005	Chocolate Brown RAL 8017	Grey Brown RAL 8019	Jet Black RAL 9005	Graphite Black RAL 9011	Oyster White RAL 1013	Light Ivory RAL 1015	Grey Beige RAL 1019	Beige Grey RAL 7006
									




Wood

Natural Poplar	Black Stained Poplar	Natural Oak	Black Stained Oak	Walnut	Wenge Stained Oak	Teak Stained Oak	Black Stained Oak
							

Wooden Leg Finishes: Plenti, Regent

Natural Ash	Oak Stained Ash	Walnut Stained Ash	Black Stained Ash
			

Wood Veneers: Rooms

Natural Oak	Black Stained MDF	Black Stained Oak
		

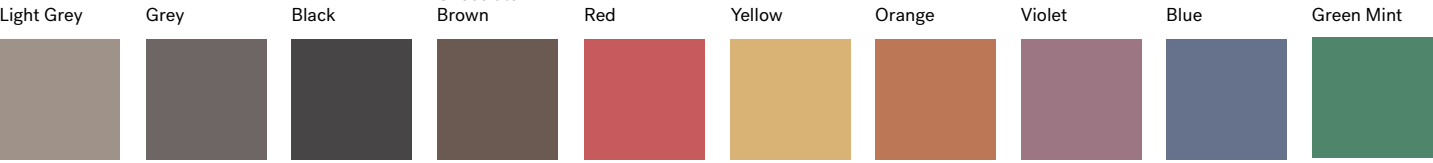
Louvres Wood finishes: Spaces

Silk Grey RAL 7044	Tele Grey 4 RAL 7047	Signal Grey RAL 7004	Anthracite Grey RAL 7016	Steel Blue RAL 5011	Sapphire Blue RAL 5003	Pastel Blue RAL 5024	Moss Green RAL 6005	Fur Green RAL 6009	Grey Beige RAL 1019
									
Pastel Green RAL 6019	Pale Green RAL 6021	Wine Red RAL 3005	Chocolate Brown RAL 8017	Grey Brown RAL 8019	Jet Black RAL 9005	Graphite Black RAL 9011	Oyster White RAL 1013	Light Ivory RAL 1015	Beige Grey RAL 7006
									


Materials & finishes

Textile

Valchromat Baffle Colours: Rooms




Etched PET Panel Patterns: Rooms, Harp




Acoustic Baffles: Rooms



PET Colours: Rooms, Harp, Drift



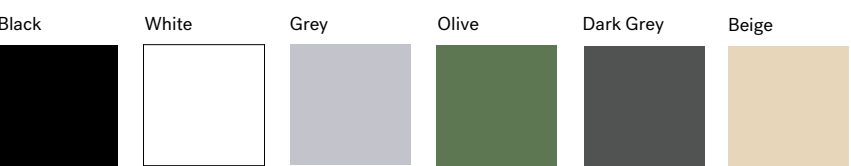
Camira Sonus Fabric Colours: Rooms, Harp




Louvres PET Colours: Spaces



Bungee Cord Colours: Harp



Flooring: Platforms, Tier



Materials & finishes




MFC & Laminate

Egger 18mm MFC Finishes

White W1000	Pearl Grey U763	Carbon Grey U968	Black U999	Lancaster Oak H3368	Sand Birch H1732
					
Tobacco Gladstone Oak H3325	Marone Casella Oak H1369	Grey/Beige Gladstone Oak H3326	Grey Sacramento Oak H1143	Sevilla Ash H1223	Natural Halifax Oak H1180
					



























Standard MFMDf & 25mm MFC Finishes

White W1000	Pearl Grey U763 ST15	Lancaster Oak H3368
		

For the full range of laminate finishes available please visit:
www.egger.com

Please note: not all of Egger's laminate options are available, please speak to your account manager or our customer service team.

Fenix NTM Laminate Finishes

Bianco Malé 0029	Bianco Alaska 0030	Bianco Kos 0032	Bianco Dover 0757	Beige Luxor 0719	Castoro Ottawa 0717	Grigio Londra 0718	Grigio Bromo 0724
							
Grigio Efeso 0725	Beige Arizona 0748	Cacao Orinoco 0749	Verde Comodoro 0750	Rosso Jaipur 0751	Grigio Antrim 0752	Blu Fes 0754	Nero Ingo 0720
							
Grigio Scari 0756	Grigio Zante 0766	Beige Colostrai 0767	Grigio Stromboli 0768	Zinco Doha 2628	Bronzo Doha 2629	Piombo Doha 2630	Doha Titanio 2638
							



Fabric Specifications

General fabric options

Group 1		Group 3		Group 4		Group 6	
Supplier	Range	Supplier	Range	Supplier	Range	Supplier	Range
Camira	Advantage	Agua	Fusion C5	Camira	24/7 + C5	Bute	Melrose C5
Camira	Era	Agua	Cashmir C5	Camira	24/7 Flax C5	Bute	Tweed C5
Camira	Gravity	Agua	Taurus V C5	Camira	Aquarius	Camira	Revolution
Camira	Phoenix	Agua	Tones	Camira	Deca V C5	Camira	Synergy Quilt 170
Camira	Rivet	Camira	Blazer	Camira	Kyoto	Gabriel	Comfort+
Camira	Sprint	Camira	Halcyon - Aspen/Blossom C5	Camira	Silk C5	Kvadrat	Divina 3
Camira	Target C5	Camira	Halcyon - Cedar C5	Camira	Track C5	Kvadrat	Divina Melange 3
Camira	Xtreme C5	Camira	Mainline - Twist C5	Gabriel	Capture	Kvadrat	Fiord
Gabriel	Fighter	Camira	Sumi	Gabriel	Event	Kvadrat	Hallingdal 65 C5
Inloom	Alba C5	Camira	Synergy	Gabriel	Just	Kvadrat	Patio C5
Inloom	Bondai C5	Gabriel	Chili C5	Gabriel	Harmony C5	Kvadrat	Reflect
Group 2		Gabriel	Crisp	Gabriel	Mood	Kvadrat	Steelcut Trio 3
Supplier	Range	Gabriel	Europost	Inloom	Spazio	Kvadrat	Tonica 2
Agua	Buro	Gabriel	Fame C5	Kvadrat	Clara 2	Kvadrat	Twill Weave
Camira	Aspect	Gabriel	Gaja C2C	Kvadrat	Re-wool	Panaz	Indulgence Velvet C5
Camira	Main Line Flax C5	Gabriel	Gaja Classic C5	Kvadrat	Remix 3	Vescom	Lani C5
Camira	Main Line Plus C5	Gabriel	Select C5	Vescom	Avon C5	Group 7	
Camira	Oceanic	Inloom	Jeans C5	Vescom	Cyprus C5	Supplier	Range
Camira	Quest	Inloom	Milano C5	Vescom	Leone Plus V C5	Kvadrat	Basel
Camira	Replay C5	Inloom	Riva C5	Group 5		Kvadrat	Broken Twill Weave
Camira	Urban C5	Inloom	Roccia C5	Supplier	Range	Kvadrat	Memory 2
Camira	Vita V C5	Kvadrat	Field 2 C5	Agua	Verd Eco C5		
Camira	X2 C5	Panaz	Allure Velvet C5	Bute	Elgin C5		
Chieftain	Just Colour V C5	Vescom	Samar C5	Camira	Craggan Flax C5		
Gabriel	Cura	Warwick	Lovely *C5	Camira	Regent C5		
Gabriel	Step C5	Warwick	Plush Velvet *C5	Camira	Yoredale		
Gabriel	Step Melange C5			Kvadrat	Canvas 2		
Inloom	Jet C5			Kvadrat	Foss		
Inloom	King Flex C5			Kvadrat	Melange Nap		
Panaz	Aston V C5			Ultra Fabrics	Brisa Original V C5		
Panaz	Highland Plain Colours C5			Ultra Fabrics	Ultraleather Original V C5		
				Ultra Fabrics	Ultraleather Promessa V C5		
				Vescom	Fuga C5		
				Vescom	Harding C5		
				Vescom	Norfolk C5		
				Vescom	Ponza C5		
				Vescom	Wilson C5		

Key
V = Vinyl
C5 = Crib 5 Standard
*C5 = Crib 5 Standard (selected)

Fabric Specifications

Clique, Cubbi, Hygge, Bloomsbury, Chelsea & Regent fabric options

Clique & Cubbi

Group 3	
Supplier	Range
Agua	Buro
Camira	Aspect
Camira	Blazer
Camira	Halcyon - Aspen/Blossom C5
Camira	Halcyon - Cedar C5
Camira	Main Line - Flax C5
Camira	Main Line - Plus C5
Camira	Mainline - Twist C5
Camira	Oceanic
Camira	Quest
Camira	Replay C5
Camira	Sumi
Camira	Synergy
Camira	Vita V C5
Chieftain	Just Colour V C5
Gabriel	Chili C5
Gabriel	Cura
Gabriel	Europost
Gabriel	Fame C5
Gabriel	Gaja C2C
Gabriel	Gaja Classic C5
Gabriel	Select C5
Gabriel	Step C5
Gabriel	Step Melange C5
Inloom	Jeans C5
Inloom	Milano C5
Vescom	Samar C5

Group 4	
Supplier	Range
Camira	24/7 + C5
Camira	24/7 Flax C5
Camira	Aquarius
Camira	Deca C5
Camira	Kyoto
Camira	Silk C5
Camira	Track C5
Gabriel	Capture
Gabriel	Event
Gabriel	Just
Kvadrat	Remix 3

Clique & Cubbi continued

Group 5	
Supplier	Range
Agua	Verd Eco C5
Bute	Elgin C5
Camira	Craggan Flax C5
Camira	Regent C5
Camira	Yoredale
Kvadrat	Canvas 2
Kvadrat	Foss
Kvadrat	Melange Nap
Ultra Fabrics	Brisa Original C5
Ultra Fabrics	Ultraleather Original C5
Vescom	Fuga C5
Vescom	Wilson C5

Group 6	
Supplier	Range
Bute	Melrose C5
Bute	Tweed C5
Kvadrat	Divina 3
Kvadrat	Divina Melange 3
Kvadrat	Fiord
Kvadrat	Steelcut Trio 3
Kvadrat	Tonica 2
Vescom	Lani C5

Hygge

Group 3	
Supplier	Range
Camira	Aspect
Camira	Blazer
Camira	Main Line Flax C5
Camira	Main Line Plus C5
Camira	Mainline Twist C5
Camira	Oceanic
Camira	Quest
Camira	Replay C5
Camira	Sumi
Camira	Synergy
Camira	Vita V C5
Chieftain	Just Colour V C5

Hygge continued

Group 3	
Supplier	Range
Gabriel	Crisp
Gabriel	Europost
Gabriel	Fame C5
Gabriel	Gaja C2C
Gabriel	Gaja Classic C5
Gabriel	Select C5
Gabriel	Step C5
Gabriel	Step Melange C5
Inloom	Milano C5
Panaz	Allure Velvet C5
Warwick	Lovely *C5
Warwick	Plush Velvet *C5

Group 4	
Supplier	Range
Camira	24/7 + C5
Camira	24/7 Flax C5
Camira	Aquarius
Camira	Deca C5
Camira	Kyoto
Camira	Silk C5
Gabriel	Event
Gabriel	Just
Vescom	Avon C5

Group 5

Supplier	Range
Agua	Verd Eco C5
Camira	Regent C5
Camira	Yoredale
Ultra Fabrics	Brisa Original V C5
Ultra Fabrics	Ultraleather Original V C5
Ultra Fabrics	Ultraleather Promessa V C5
Vescom	Ponza C5
Vescom	Wilson C5

Group 6	
Supplier	Range
Bute	Melrose C5
Camira	Revolution
Kvadrat	Divina 3
Kvadrat	Divina Melange 3
Panaz	Indulgence Velvet C5
Vescom	Lani C5

Bloomsbury

Group 3	
Supplier	Range
Warwick	Lovely *C5
Warwick	Plush Velvet *C5

Group 5	
Supplier	Range
Vescom	Ponza C5

Leather 2

Supplier	Range
Crest	New England

Leather 3

Supplier	Range
Crest	Selvaggio
Crest	Old English
Yarwood	Heritage
Yarwood	Tribe

Chelsea & Regent

Inner	
Supplier	Range
Warwick	Lovely *C5
Warwick	Plush *C5
Malone	Matisse
Vescom	Ponza

Outer

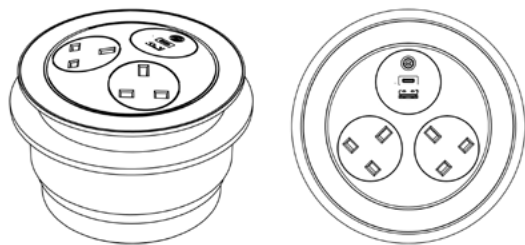
Supplier	Range
Sunbury	River
Sunbury	Chester
Malone	Matisse
Malone	Tannery
Warwick	Lovely *C5
Warwick	Plush *C5
Ultra Fabrics	Brisa Original V C5
Vescom	Ponza C5

Please note: When specifying fabric for Regent Footstool ensure an 'Inner' fabric is selected.

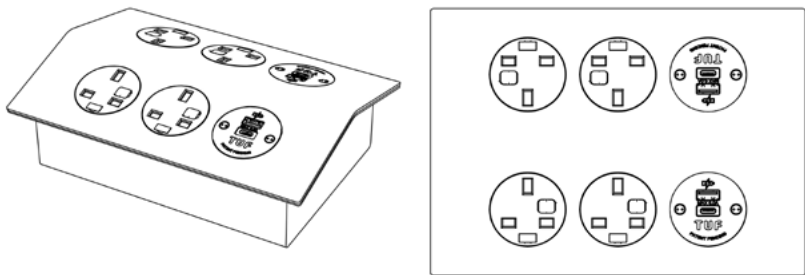
Key
V = Vinyl
C5 = Crib 5 Standard
*C5 = Crib 5 Standard (selected)

Power & data units

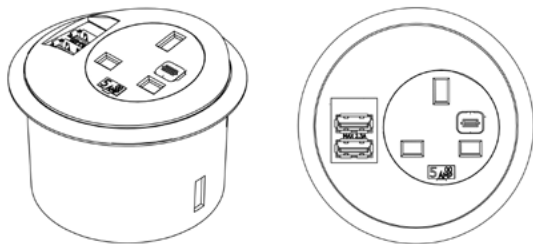
Pandora Power



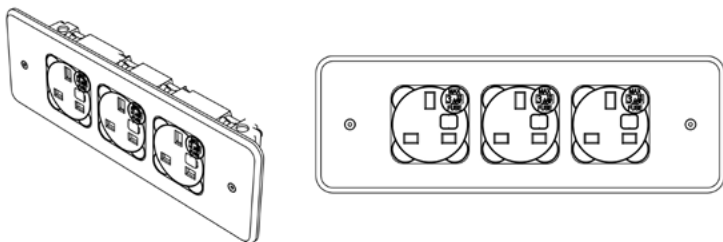
Peak Power



Pixie Power

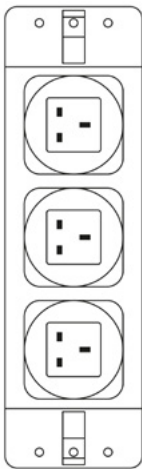
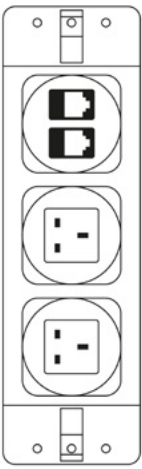
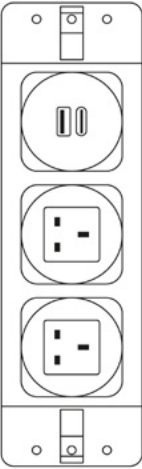
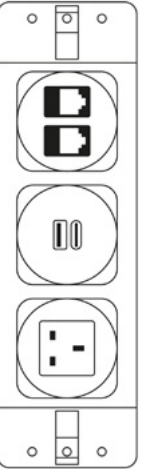
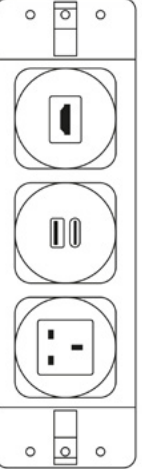




Puma Power

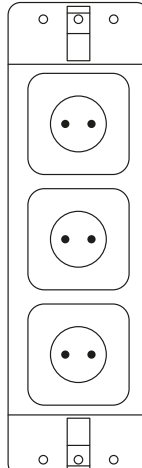
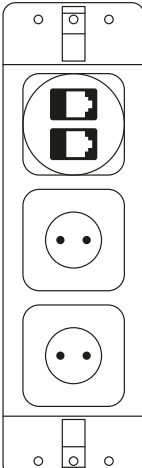
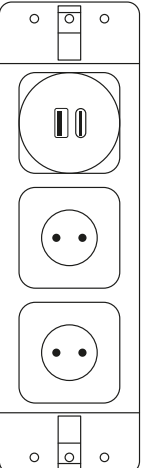
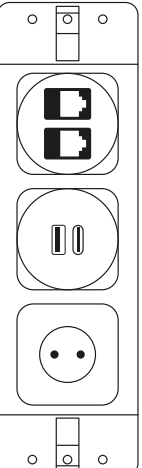
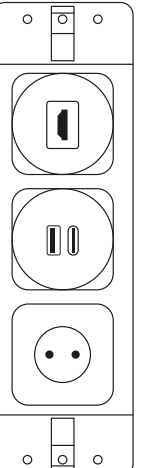
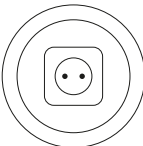



Power & data specifications






UK

						
Type A	Type C	Type D	Type E	Type F	Type G	Type H
3 UK fused power sockets	1 dual CAT6 unshielded data socket & 2 UK fused power sockets	1 dual USB charger & 2 UK fused power sockets	1 dual CAT6 unshielded data, 1 dual USB charger & 1 UK fused power socket	1 HDMI, 1 dual USB charger & 1 UK fused power socket	1 UK power socket	1 UK power socket & dual USB charger

Europe


						
Type A	Type C	Type D	Type E	Type F	Type G	Type H
3 European fused power sockets	1 dual CAT6 unshielded data socket & 2 European fused power sockets	1 dual USB charger & 2 European fused power sockets	1 dual CAT6 unshielded data, 1 dual USB charger & 1 European fused power socket	1 HDMI, 1 dual USB charger & 1 European fused power socket	1 European power socket	1 European power socket & dual USB charger

Power Key

				
UK fused power socket	European fused power socket	Dual USB charger	CAT 6 unshielded data socket	HDMI

Each power unit comes with a 5m power cable and a single country specific plug. If data units are selected each data cable is 3m. It may be possible to consolidate all of the power units to run from a single power cable. Please contact customer services.

Terms & conditions



Ordering guidelines

Pricing

Prices are valid from 1st March 2025

Terms of Payment

Net 30 days from the date of invoice. Connection retains title and ownership of all goods until they have been paid for in full.

Acknowledgement of Orders

All orders will be acknowledged. Please check acknowledgements and contact customer services as soon as possible if there are any amendments to your order. Connection cannot be held responsible for customer error or omissions. Once an order acknowledgement has been sent, the order will go into production. Any amendments received after this date may be chargeable.

On receipt of a clean order, an order acknowledgement will be issued within 48 hours. Should further information be required to place your order, you will be contacted within 24 hours of the enquiry being received. We will clearly indicate the information that is required for the order to be placed.

Ordering Procedure

Orders must be placed in writing and include the following:

- Product code (with options e.g. mechanism, arm-type and colour, base type and colour)
- Fabric range and code
- Quantity
- Delivery address
- Desired delivery date

Please make all orders as clear as possible as this will enable us to provide a more efficient delivery.

Delivery Lead Times

Standard products: Our standard lead time is 6-8 weeks (plus delivery in normal trading circumstances), from receipt of a clean order. The lead time will depend on a number of factors including fabric choice and size of order. We recommend that you state a required delivery date on your purchase order.

Special products: Lead times for special options are between 8 and 10 weeks, depending on the nature of the special request. Should an order include both standard and special product, the lead time on all products will default to the longest lead time.

Please contact our customer services team or your sales manager for current lead time information.

Once an order is received, Connection will provide an acknowledgement containing a week-ending delivery date. Please note that if the dates on your order acknowledgement do not meet your expectation, you should always contact the customer services team who are happy to explore potential ways to reschedule or improve the dates.

Delivery is in addition to the lead times above and lead times begin once the order acknowledgement is issued.

Specification

All dimensions and weights are approximate; whilst every care is taken to ensure their accuracy, Connection cannot be held responsible for errors. Connection reserve the right to make, without notice, any changes to materials, specifications or design of the products which it considers to be reasonable or desirable. Such changes shall not affect the validity of the contract. Connection reserves the right to amend or change the pricing structure within this publication. Our website has our full policies on guarantee, delivery, continuity of supply and our customer service charter.

Fabric Specification

All products manufactured by Connection are upholstered and assembled to the highest standard. However, due to the characteristics and performance of certain fabrics the final appearance and finish on the product may be adversely affected by the fabric specified. Where a material is specified for a product which may have properties that do not meet the necessary requirements, our customer service team will contact you, advising you of any issues. If you decide to proceed with the chosen fabric, then Connection cannot be held responsible for issues relating directly to the material.

Whilst every effort is made to ensure parity of colour on our fabric finishes, the company cannot guarantee an exact match on any fabric.

Where a customer is supplying their own fabric, and the fabric does not appear in the Connection fabric matrix the following shall apply:

- £150 patterning charge to cover creating templates
- A quantity of fabric must be supplied to Connection to facilitate creating new templates - 5m per soft seating product; 2m per task/meeting product. For larger sofas a greater quantity may be required. This fabric will be used in the templating/design process
- Once the fabric is approved, the order will be processed on standard lead time (starting from the date of approval)
- In the event that the fabric is deemed unsuitable for the requested product, the patterning charge will be refundable

Delivery & returns

Delivery Schedules

All standard Connection deliveries are made on tailgated vehicles to the designated warehouse of the customer.

The standard delivery service operates Monday to Friday, with deliveries to a customer's warehouse between 7am and 7pm.

Connection delivers to mainland UK postcodes on a fortnightly schedule with the majority of areas delivered weekly at our discretion. On receipt of your official purchase order, an order acknowledgement will be returned to you detailing the week ending your delivery will be made. Our customer services team will contact you between 24 and 48 hours prior to book the delivery in.

Small Order Charges

For a customer warehouse delivery, where the net order value is below £500, a charge of £50 will be applied. All small order deliveries will be made in line with our scheduled tailgate delivery.

Direct Deliveries

Where requested, deliveries can be made direct to site. For specific deliveries with a net order value between £5,000 and £10,000 there will be no delivery charge providing the delivery is made in line with our scheduled tailgate delivery.

For all specific deliveries where the net order value is below £5,000, a fee of £150 will be applied to all direct delivery requests. The delivery day for such deliveries will be in line with our scheduled tailgate delivery program.

Requests for a specific delivery date and time can also be facilitated; however additional charges will be made to meet this requirement. Details of the specific costs will depend on the size of delivery and the date required. Full details of these can be obtained through our customer services team.

Large Deliveries

On deliveries where the individual delivery is above £10,000 net order value, then the customer can specify the delivery date and time. These deliveries will not be chargeable, providing the date and time specified is Monday – Friday between 8am and 5pm.

Connection delivers products on vehicle types most suited to the size and specification of the products being delivered. Where the customer places restrictions on the type and size of vehicle used, additional charges will be applied to the delivery to cover such requests.

Installation

All our deliveries are based on a tailgate service, with unloading to the rear of the vehicle. Connection can, with sufficient notice, offer an installation service. This additional service is chargeable and details of the specific charges can be obtained through our customer services team.

Order Postponement

Connection will not accept postponement of orders below a value of £5,000. Postponement of an order with a value above £5,000 is permitted, but must be requested within a minimum of 10 working days' notice from the advised delivery date. If the postponement of an order is advised to Connection with less than 10 working days' notice from the advised delivery, Connection will raise charges to cover for storage and handling of the products on order. All requests for postponement must be in writing.

Checking the Delivery

All items must be individually counted. Our logistics partner will not accept any signatures marked "UNCHECKED". Please verify the number of items received with the number shown on the delivery document which you are required to sign. You must only sign for the actual number of items received, any discrepancies to the advised quantities must be written on the delivery documentation. Neither our logistics provider nor ourselves will be held responsible for any shortages found after the delivery paperwork has been signed.

Damaged Goods

Any visible damage on delivery must be signed as such on the delivery documentation. If any items should arrive damaged, including water damaged, you must sign the carriers note as "damaged". All damages must be notified to our offices within 48 hours of the delivery. Neither our logistics provider nor ourselves can accept responsibility if we are informed after this time period.

Goods for Collection

Only goods that have been pre-advised for collection will be accepted by our delivery driver. All goods that are to be returned to Connection must be advised to our customer services team 48 hours before the date of your standard delivery.

Returns

No allowances will be made for packing and handling charges on furniture being returned to us. We will accept no merchandise returned to us for credit. If the merchandise is defective and the return is authorised, we will replace or repair the items involved.

Guarantee

Warranty Statement

The company warranties are valid only on standard product for a period of five years; this period may be increased, subject to which products, and will need to be confirmed in writing. The warranty is subject to the following:

A) What Is Covered

- When full payment has been received for the goods.
- Products used in a single 8-hour shift in an office, or appropriate environment.
- Structural and moving parts under fit-for-purpose use and service, and where the product has been used for the purpose it was designed for.

B) What Is Not Covered

- Normal wear and tear.
- Failure to apply, install, reconfigure or maintain the product in the appropriate way and/or failure to follow Connection's installation instructions.
- The product has been used for the purpose which it has been designed and has not been subject to misuse, unauthorised repair, replacement, modification or alteration in any way.
- Natural variations in wood grain or the presence of character marks. Changes in surface finishes, including colourfastness due to ageing or due to exposure to light.
- Products considered by Connection to be consumables (e.g. batteries, lamps etc.)
- Fabric and electrical components (see 2 and 3).
- Connection does not warrant products that are exposed to extreme environmental conditions or have been subject to improper storage.
- Connection does not warranty any products that have been subjected to incorrect cleaning methods and where the user has not followed the manufacturer's instructions.

Fabric

Fabric quality and performance is not covered by Connection's warranty when specified by our customers or a designer; any claims arising from defective fabric would sit with the manufacturer of the fabric. Connection will facilitate dialogue with the manufacturer and assist in any genuine claim, but in no way accepts liability. However, in the case of COM, the customer will be required to take full responsibility and Connection will not enter into any communication regarding faulty fabric.

Electrical Components

Connection does not cover any electrical components installed in its furniture; any such claim will be directed to the manufacturer. Connection will facilitate dialogue with the manufacturer and assist in any genuine claim but in no way accepts liability. All installations of electrical components in Connection products, unless carried out by an approved engineer, will be the responsibility of the customer who will also be responsible for all testing.

Procedure For Making A Warranty Claim

A) UK

In the first instance, contact should be made with our sales office info-uk@flokk.com with a brief outline of the claim. Connection will send out a Non-Conformance form and this need to be completed and returned with appropriate supporting imagery. Connection will respond within two working days, confirming if the claim is acceptable and accompanied with a plan of action which may involve the product being collected by Connection or an engineer visiting site. In both cases this will be carried out during normal working hours and the customer must not impede the process in any way. In the event that the claim is rejected, Connection will provide a suggested plan and costs to rectify any defects.

B) Europe And North America

In the first instance, contact should be made with our sales office info-uk@flokk.com with a brief outline of the claim. Connection will send out a Non-Conformance form and this need to be completed and return with appropriate supporting imagery. Connection will respond within two working days, confirming if the claim is acceptable and accompanied with a plan of action. Connection will supply the components/products to rectify/correct and ship to a warehouse designated by the Customer. The Customer is responsible for any duty and the installation of the new components/products and disposal of any unwanted items.

Where sales are transacted on an ex-factory basis, the Customer accepts that the product has left the factory in good condition and any subsequent claims will not be considered by Connection.

Damages

Any product damaged on delivery must be signed as such on the delivery documentation. If any items should arrive damaged, including water damage, you must sign the carrier's note as "damaged". All damages must be notified to our offices within 48 hours of the delivery. Neither our logistics providers nor ourselves can accept responsibility if we are informed after this time period.

CSR, sustainability & the environment

In all our core business operations, our aim is to ensure we act ethically and responsibly by adopting best practice within our **Corporate Social Responsibility (CSR)** policy and this is embedded into all our practices to the benefit of all our stakeholders.

We consider these stakeholders to be our employees, shareholders, customers, suppliers and the communities within which we operate.

We are committed to the following core values:

- To address the needs and aspirations of our employees, whilst considering their health, safety and promoting a good work/life balance
- To minimise the environmental impact of our operations and enhance the sustainability of our products
- To adopt a good relations strategy with our customers and strive to achieve agreed standards of safety and quality
- To ensure we are honest and fair in all our dealings with our suppliers and aim to procure all our goods and services in an ethical manner
- To support our communities by being sensitive to their needs, responsible in our operations and through the adoption of charitable causes

Product Information

We consider the impact upon the environment throughout all of our processes, from the initial design of the product, through its manufacture and delivery, right up to disposal when it has reached the end of its useful life. We calculate and hold data on all our products, detailing use of recycled content and recyclability. This information is compliant with the SKA rating criteria.

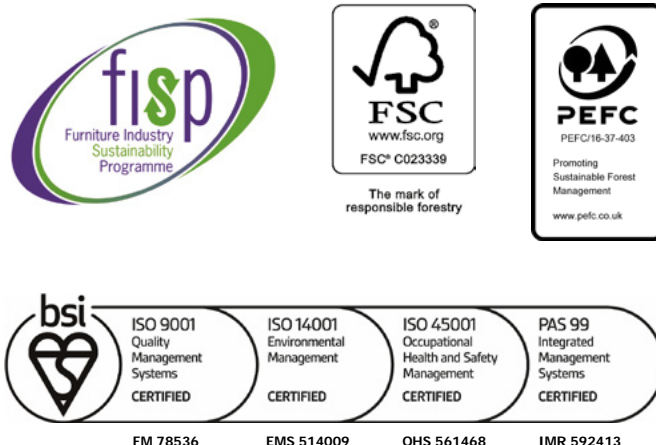
Carbon Balanced Printing

Carbon balanced paper is a simple way to reduce the impacts of carbon in the environment. This is where the average carbon impact for paper has been balanced or offset by the World Land Trust, through the preservation of high conservation forests, saving threatened habitats and their biodiversity.

All of our printed materials as a business are now carbon balanced.

Carbon Offset

We are proud to be a carbon neutral business. Our aim is to reduce our impact on the environment and make a positive difference which benefits the planet and all our stakeholders. Our ambition is to become net zero by 2050. We work with Forest Carbon who lead the way in UK woodland creation for carbon capture. Through the planting of over 13 million new trees since 2006, their projects are removing nearly 3 million tonnes of CO₂ from the atmosphere, as well as providing a host of other benefits to society, including flood mitigation, enhanced biodiversity and increased public access. www.forestcarbon.co.uk



Export information

Connection is a UK based company, with a brand that has developed overseas. On our website there is a French, German and The Americas section, where you can find details of our representatives in these countries. Additional representatives outside of the UK can be found on our contact page.

Here are brief guidelines on ordering for export:

- All goods are exempt from UK VAT
- The customer is responsible for all import tax duties unless agreed in writing by Connection
- Payment terms are net 30 days from date of invoice. Standard export terms are pro forma payment prior to despatch unless otherwise agreed to by Connection in writing
- Our ordering processes and acknowledgements are standard for exported goods and UK goods
- Prices will be quoted in Sterling, Dollars or Euros and are based on ex factory unless otherwise agreed by Connection in writing

Delivery

Connection utilise state of the art logistic systems to facilitate deliveries to our customer's premises.

Our customer services team will advise of an estimated time of arrival once the goods have been collected from Connection for shipment. A confirmed delivery date can only be given once all local import duties have been paid.

Delivery to EU Countries

Connection predominately offer ex works pricing on all export orders, however where required we can facilitate the arrangement of transport. Where a customer's delivery is required to be arranged by Connection, the following charges are applicable.

Small Order Charges

For a customer warehouse delivery, where the net order value is below £2000, a charge of £150 will be applied.

Standard Order Delivery Charges

Where requested, Connection can arrange deliveries direct to site. Prices for these are specific to a customer request, and as such will be priced on application. Connection cannot arrange installation for any Export deliveries, this needs to be arranged locally by the customer.

Order Postponement

Where a customer advises Connection of a postponement of an order giving a minimum of one weeks notice from the scheduled collection/delivery, no charge will be made providing the order is rescheduled for collection/delivery.

If the postponement of an order is advised to Connection with less than one weeks notice, Connection will raise charges to cover for storage and handling of the products on order. All requests for postponement must be in writing.

Connection package products for export customers based on them being loaded directly onto a designated container. Where the product is to be shipped through a groupage network, then Connection have designed and developed additional "sea worthy" packaging which is strongly recommended to be used on all such shipments. This packaging does have an additional charge applied to the shipment, details of which can be obtained through our customer services team. If customers do not request this additional packaging for groupage items as recommended, then Connection cannot be held responsible for any damages caused through the transportation of the product.

Export Contact

Patricia Lawton

T: +44 (0)1484 600112

E: patricia.lawton@flokk.com

